

# ACCESSORIES *HAND CRANK & MOTORIZED REELS*

## ROLLER BRACKETS

### 4-WAY ROLLER BRACKETS



#### Top Rewind

4-way enclosed pinch-proof stainless steel rollers are 1" in diameter supported by powder coated steel brackets. Specify drum width. Weight: 10 lbs.



#### Top Rewind

#### CEILING MOUNT APPLICATIONS

4-way enclosed pinch-proof stainless steel rollers are 1" in diameter supported by powder coated steel brackets. Specify ceiling mount & specify drum width. Weight: 10 lbs.



#### Bottom Rewind

4-way enclosed pinch-proof stainless steel rollers are 1" in diameter supported by powder coated steel brackets. Specify drum width. Weight: 10 lbs.



#### Top Rewind Extension

4-way enclosed pinch-proof stainless steel rollers are 1" in diameter supported by powder coated steel brackets. Specify drum width. Weight: 10 lbs.



#### 4-Way Roller


4-way enclosed pinch-proof stainless steel rollers are 1" in diameter.



#### Universal Roller 4-Way

4-way enclosed pinch-proof stainless steel rollers are 1" in diameter. Mounted on universal bracket with 4 various positions 0°, 30°, 60°, 90°. Made from steel, powder coat black.

† This bracket only works with idler gears on 28" models. Consult factory.



\*Add drum width dimension as the suffix to the part number

EXAMPLE: An 1125-4-200 reel drum width is 12". Order part number: 15353-12

### 1125 SERIES STACKING BRACKET



#### Top Rewind

Stack your 1125 Series reels for double the storage in the same work area. Powder coated crinkle black, steel construction. Weight 6 lbs.

\*Add drum width dimension as the suffix to the part number

EXAMPLE: An 1125-4-200 reel drum width is 12". Order part number: 7480-12



WARNING: Cancer and reproductive Harm – See page 63 for more information – www.P65Warning.ca.gov

PART NO.	AVAILABLE FOR SERIES						
	100	1125	1175	1185	1195	1275	1600
9075-8 8" disc size	•						
9075-12.5 12" disc size	•						
9073-8 17" disc size	•						
9073-12.5 17" disc size	•						
9073-18 17" disc size	•						
15353*	•						
15355* 1275W-C					•		
15357*			•				
15368* 28" disc size					•		
15368-1* 32" disc size					•		
15369* 24" disc size				•			
15369-1* 28" disc size				•			
16901 20" disc size							•
16902 24" disc size							•
16903 28" disc size							•
15358*		•					•
15356*			•				
15354*		•					•
15037*			•				
15370-1*				•			
15370*					•		
PART OF FRAME							•
15353-P*		•					
CONSULT FACTORY		•	•	•	•	•	•
16930 20" disc size							•
16931 24" disc size							•
16932† 28" disc size							•

### 3-WAY ROLLER BRACKET ASSEMBLIES



#### Top Rewind

3-way open spool roller assembly with 1.5" chrome-plated machined steel spools & 1.5" stainless steel tubing bottom roller & powder coated steel brackets. Specify drum width. Weight: 14 lbs.



#### Bottom Rewind

3-way open spool roller assembly with 1.5" chrome-plated machined steel spools & 1.5" stainless steel tubing bottom roller & powder coated steel brackets. Specify drum width. Weight: 14 lbs.




#### 3-Way Roller

3-way open spool roller assembly with 1.5" chrome-plated machined steel spools & 1.5" stainless steel tubing bottom roller.



#### Universal Roller 3-Way

3-way open spool roller assembly with 1.5" chrome-plated machined steel spools and 1.5" stainless steel bottom roller. Mounted on universal bracket with 4 various positions 0°, 30°, 60°, 90°. Made from steel, powder coat black. Mount multiple roller guides for dual direction payout.



† This bracket only works with idler gears on 28" models. Consult factory.

\*Add drum width dimension as the suffix to the part number

EXAMPLE: An 1125-4-200 reel drum width is 12". Order part number: 15359-12

PART NO.	AVAILABLE FOR SERIES				
	1125	1175	1185	1275	1600
15359*	•				•
15360* 24" disc size		•	•		
15361* 28" disc size			•		
15362*	•				•
15363* 24" disc size		•	•		
15364* 28" disc size			•		
CONSULT FACTORY	•	•	•	•	•
16933 20" disc size					•
16934 24" disc size					•
16935† 28" disc size					•

### HOSE GUIDES



#### Pivoting Hose Guide

Heavy gauge powder coated steel arm & pivot mount w/5 locking positions. Stainless steel enclosed 4-way roller system & zinc plated axle for non-corrosive performance. Specify drum width. (For motor options E & ED only). Weight: 17 lbs.



#### Pivoting Hose Guide HD

Heavy gauge powder coated steel arm & pivot mount w/5 locking positions. Large 1" diameter pivot shaft. Sealed precision bearings support pivot shaft & chrome-plated billet aluminum guide rollers. Specify drum width. (For motor options E & ED only). Weight: 17 lbs.

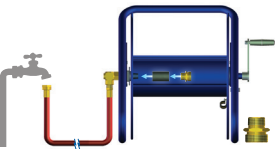


#### Sliding Hose Guide

4-way, solid black delrin roller assembly, smooth tapered handle, non-corrosive zinc plated solid rods, heavy gauge "CPC" powder coated steel framing. Specify drum width. Weight: 8 lbs.

PART NO.	AVAILABLE FOR SERIES		
	1125	1175	1185
15733 Top Return	•		
15732 Bottom Return	•		
15728 Bottom Return		•	•
15729 Top Return		•	
15730 Top Return			•
15734	•		

### GARDEN HOSE KIT



#### Garden Hose Kit

You are able to connect any hose to a reel with 1/2" plumbing. You will be able to use any garden hose for everything from watering plants to washing your car. Kit includes: NPT to garden hose adaptor & adaptor hose.

PART NO.	AVAILABLE ON	
	1/2" Plumbing	On Any Reel
15717	•	