

HOSE, CORD & CABLE REELS

Agricultural & PEST CONTROL

COXREELS SINCE 1923



INDUSTRY CATALOG

AG & PEST CONTROL REELS



IT'S NOT JUST A LABEL,

IT'S A BADGE OF HONOR

Hose reels are essential components in industrial cleaning applications. Reels are the best choice for high pressure hose management solution in the power washing industry as they are used to neatly store and efficiently handle hoses on pressure washer units, adding convenience while routinely spraying and cleaning properties and equipment.

The Recognized Industry Leader

Coxreels is wholesale-only since 1923. Our product is made to high standards, supplying industrial grade product to distributors and OEMs worldwide. We are recognized as the leader in the reeling industry. We have been providing the most complete and diverse line of hose, cord, and cable reels for 10 decades!

The Most Complete Line of AG & Pest Control Reels in the Market

Our hose reels are innovatively designed and built to withstand the demanding worksite environments, chemicals, and heavy spraying where pest infestations are found; such as indoor and outdoor settings anywhere from homes, buildings, warehouses and facilities; to gardens, golf courses, agricultural farms, plantations and more. Also in farms, forestry services, landscape development and grounds maintenance, golf courses, and turf care. We understand that you take pride in growing and cultivating crops and livestock while protecting it and controlling the pest. We are equally as proud in the durability and reliability of our reels to help you accomplish those goals.

Proven reeling solutions to AG & Pest Control needs!

Coxreels® has the broadest, most complete line of reels, perfectly suited to help you get the job done – efficiently and effectively. We got you covered!

- Pest Control (Insect or Mammals)
- Chemical Spraying
- Inspect Buildings, Dwellings, and Grounds
- Agricultural Pest Control Spraying
- Lawn Spraying
- Skid Sprayer Units
- Washdown / Pressure Washing
- General Landscaping
- Farming / Ranching
- High-Flow Watering
- Hydro Seeding
- Livestock Care
- Turf Care
- Fueling / DEF

Our versatile and wide reel selection handles various capacities and comes in different sizes to suit any agricultural or pest control requirement. Our standard reeling devices suggested in this catalog are already specified to meet the needs of the ag & pest control market. Coxreels also has the engineering power to design and build custom reels, so please consult the factory if you cannot locate a reel that will work with your equipment, we will be happy to assist you with a solution.

VALUE THE DIFFERENCE...

Make COXREELS your reel choice!



PROFESSIONAL GRADE FEATURES

A HIGHER LEVEL OF STANDARDS



CPC™ POWDER COAT
Our blue powder coat finish is long lasting, chip resistant & rust inhibiting



BRASS SWIVEL
External fluid path, machined from solid brass, full flow, swivel for simple seal maintenance



STEEL AXLE
1" solid steel axle & lubricated bearings for extra strength & durability. Not a hollow tube & no fluid travels through it




STEEL CONSTRUCTION
High-Quality steel construction provides superior strength and durability for heavy-duty applications in commercial and industrial settings



CNC SPUN DISCS
All steel rolled edges & ribbed discs for added safety, strength & durability



CARTRIDGE MOTOR
Enclosed factory tuned & matched cartridge style motor for safe & easy replacement



LOW PROFILE RISER
Low profile riser with open drum slot allows for smooth even hose wraps that will not pinch or bind your hose. **NO HUMP!**



ALL WELDED STEEL "A" FRAME
All welded steel "A" frame for strength & durability. **NOT BOLTED!**




USA MADE, QUALITY & SUPPORT
We take great pride in designing, building & supplying the world's finest reels made right here in the U.S.A.



2 YEAR WARRANTY
Coxreels proudly stands behind our reels as they are built to last!



EZ-COIL® SERIES
A patented safety system that retracts up to 80% slower than conventional reels



VISIT US ONLINE

Coxreels is committed to providing our customers with the ultimate online experience as they navigate through the most complete and diverse line of hose, cord, and cable reels.

We hope that you enjoy the fresh look and feel of our updated website and find that this portal serves as a valuable resource for you!

FOLLOW US



www.coxreels.com • 1.800.COX.REEL

AGRICULTURAL | PEST CONTROL

3/8" I.D.

100 SERIES

COMPACT & PORTABLE HAND CRANK HOSE REELS

4,000 PSI



COXREELS® 100 Series hand crank hose reels are lightweight, compact, versatile reels that perform at working pressures up to 4,000 PSI. Save time and effort while increasing the safety of your work environment. The sturdy "U" shaped frame and all steel construction make this one tough little reel. CM Series "Caddy Mount" and DM Series "Dolly Mount" hand crank hose reels offer compact portability for long lengths of hose. Eliminate the task of manually coiling and uncoiling hose and easily transport it to the job site on wheels.

100 SERIES :: REEL SPECIFICATIONS

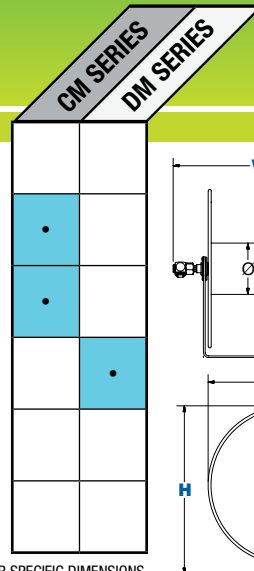
SWIVEL

- Fluid path with machined from solid brass 90° full-flow NPT swivel inlet
- Swivel Seals: VITON® - Optimum for pesticide and agriculture (available in NITRILE & EPDM)

DESIGN & STRUCTURE

- Professional grade, compact & lightweight design
- Open drum design for no hassle hose wrap
- Solid one piece, heavy gauge steel "U" shaped frame
- Adjustable tension brake to prevent "free-wheeling" during operation, transport or storage
- 5 1/2" Drum - "Ø"
- Direct hand crank rewind

3/8" I.D.		4,000 PSI	
CAPACITY		MODEL	
50' (85 ft. of 1/4" hose)		112-3-50-BVXX 14 1/2"W x 13"H x 12"L Shipping weight: 15 lbs.	LESS HOSE
100' (150 ft. of 1/4" hose)		112-3-100-BVXX 18 1/4"W x 13"H x 12"L Shipping weight: 19 lbs.	
150' (225 ft. of 1/4" hose)		112-3-150-BVXX 23 3/4"W x 13"H x 12"L Shipping weight: 21 lbs.	
250' (350 ft. of 1/4" hose)		117-3-250-BVXX 18 1/4"W x 18"H x 17"L Shipping weight: 30 lbs.	
400' (550 ft. of 1/4" hose)		117-3-400-BVXX 22 3/4"W x 18"H x 17"L Shipping weight: 33 lbs.	
550' (800 ft. of 1/4" hose)		117-3-550-BVXX 28 1/4"W x 18"H x 17"L Shipping weight: 35 lbs.	



VISIT: WWW.COXREELS.COM/TECH-SUPPORT FOR SPECIFIC DIMENSIONS



DM SERIES

MOUNTING CART FRAME DOLLY MOUNT

- High quality three piece 1 1/4" steel tube frame structure
- Solid 8" rubber tires for easy transport
- Rubber front feet prevent reel from slipping forward
- Removable handle allow for compact storage

To order a 112-3-250 with dolly mount, simply suffix the option -DM to the model number
Example: 112-3-250-DM



CM SERIES

MOUNTING TUBE FRAME CADDY MOUNT

- High quality one piece 1" steel tube frame structure
- Hose Control bar prevents hose from slipping off the discs
- Base has holes for temporary or permanent installation

To order a 112-3-250 with caddy mount, simply suffix the option -CM to the model number
Example: 112-3-250-CM



ADD ROLLERS

4-way enclosed pinch-proof stainless steel rollers are 1 in diameter supported by powder coated steel brackets. Weight: Add 10 lbs. to reel weight.

Change suffix to -BVCX
Example: 112-3-250-BVCX



UPGRADE TO ALL STAINLESS STEEL

Upgrade to a 1/2" model. Non-corrosive external fluid path with machined from high quality stainless steel 90° full-flow NPT swivel inlet. Electro-polished stainless steel finish. Swivel seals available in NITRILE Non-Toxic Food Grade Grease.

Add suffix -SS and change B for S to the model number
Example: 112-4-75-SS-SVXX

* Not all parts are Stainless Steel



STRENGTHEN DRUM WITH BRAWNY OPTION

The Brawny feature closes the drum opening, increasing the drum strength to resist potential damage from hose constriction under increased or pulsing pressure usage.

Add prefix -BR to the model number
Example: BR-112-3-250-BVXX



ADD PINLOCK

The spring-loaded lock pin assembly is designed to lock & secure the reel, even in mobile conditions over rough terrain.

Add suffix -XXP to the end
Example: 112-3-250-BVXX-XXP



UPGRADE TO STAINLESS STEEL SWIVEL

Based on the upgraded medium pressure swivel, the stainless steel swivel is machined from solid 316 stainless steel and features increased wall thicknesses with upgraded seals and backup rings.

Change suffix second letter to G to the model number
Example: 112-3-250-BGXX



UPGRADE TO STAINLESS STEEL FLUID PATH

This options uses the same swivel as described in the stainless steel swivel upgrade and couples it to a upgraded 304 stainless steel plumbing axle to improve the corrosion resistance of the entire fluid path.

Change suffix second letter to B to the model number
Example: 112-3-250-BBXX

WARNING: Cancer and reproductive Harm – See page 19 for more information – www.P65Warning.ca.gov



HAND CRANK

4,000 PSI

COMPACT & PORTABLE HAND CRANK HOSE REELS

100 SERIES

1/2" I.D.

COXREELS® 100 Series hand crank hose reels are **lightweight, compact, versatile** reels that perform at working pressures up to **4,000 PSI**. Save time and effort while increasing the safety of your work environment. The sturdy "U" shaped frame and all steel construction make this one tough little reel. CM Series "Caddy Mount" and DM Series "Dolly Mount" hand crank hose reels offer compact portability for long lengths of hose. Eliminate the task of manually coiling and uncoiling hose and easily transport it to the job site on wheels.

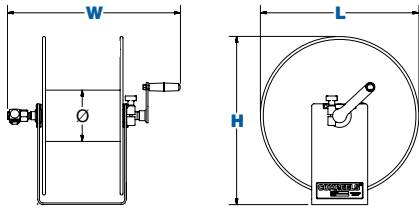


1/2" I.D. 7/8" O.D. Hose		4,000 PSI
CAPACITY	MODEL	
75' (100 ft. of 3/8" hose)	112-4-75-BVXX 23 3/4"W x 13"H x 12"L Shipping weight: 21 lbs.	
225' (315 ft. of 3/8" hose)	117-4-225-BVXX 22 3/4"W x 18"H x 17"L Shipping weight: 19 lbs.	
350' (450 ft. of 3/8" hose)	117-4-350-BVXX 28 1/4"W x 18"H x 17"L Shipping weight: 21 lbs.	

LESS HOSE

STAINLESS STEEL	CM SERIES	DM SERIES
•		
•	•	•

VISIT: WWW.COXREELS.COM/TECH-SUPPORT FOR SPECIFIC DIMENSIONS



100 SERIES :: REEL SPECIFICATIONS

SWIVEL

- Fluid path with machined from solid brass 90° full-flow NPT swivel inlet
- Swivel Seals: VITON® - Optimum for pesticide and agriculture (available in NITRILE & EPDM)

DESIGN & STRUCTURE

- Professional grade, compact & lightweight design
- Open drum design for no hassle hose wrap
- Solid one piece, heavy gauge steel "U" shaped frame
- Adjustable tension brake to prevent "free-wheeling" during operation, transport or storage
- 5 1/2" Drum - "Ø"
- Direct hand crank rewind



DM SERIES MOUNTING CART FRAME DOLLY MOUNT

- High quality three piece 1 1/4" steel tube frame structure
- Solid 8" rubber tires for easy transport
- Rubber front feet prevent reel from slipping forward
- Removable handle allow for compact storage

To order a 117-4-225 with dolly mount, simply suffix the option -DM to the model number
Example: 117-4-225-DM



CM SERIES MOUNTING TUBE FRAME CADDY MOUNT

- High quality one piece 1" steel tube frame structure
- Hose Control bar prevents hose from slipping off the discs
- Base has holes for temporary or permanent installation

To order a 117-4-225 with caddy mount, simply suffix the option -CM to the model number
Example: 117-4-225-CM



ADD ROLLERS

4-way enclosed pinch-proof stainless steel rollers are 1 in diameter supported by powder coated steel brackets. Weight: Add 10 lbs. to reel weight.

Change suffix to -BVCX
Example: 117-4-225-BVCX



UPGRADE TO ALL STAINLESS STEEL

Non-corrosive external fluid path with machined from high quality stainless steel 90° full-flow NPT swivel inlet. Electro-polished stainless steel finish. Swivel seals available in NITRILE Non-Toxic Food Grade Grease.

Add suffix -SS and change B for S to the model number
Example: 117-4-225-SS-SVXX

* Not all parts are Stainless Steel



STRENGTHEN DRUM WITH BRAWNY OPTION

The Brawny feature closes the drum opening, increasing the drum strength to resist potential damage from hose constriction under increased or pulsing pressure usage.

Add prefix -BR to the model number
Example: BR-117-4-225-BVXX



ADD PINLOCK

The spring-loaded lock pin assembly is designed to lock & secure the reel, even in mobile conditions over rough terrain.

Add suffix -XXP to the end
Example: 117-4-225-BVXX-XXP



UPGRADE TO STAINLESS STEEL SWIVEL

Based on the upgraded medium pressure swivel, the stainless steel swivel is machined from solid 316 stainless steel and features increased wall thicknesses with upgraded seals and backup rings.

Change suffix second letter to G to the model number
Example: 117-4-225-BGXX



UPGRADE TO STAINLESS STEEL FLUID PATH

This options uses the same swivel as described in the stainless steel swivel upgrade and couples it to an upgraded 304 stainless steel plumbing axle to improve the corrosion resistance of the entire fluid path.

Change suffix second letter to B to the model number
Example: 117-4-225-BBXX

WARNING: Cancer and reproductive Harm – See page 19 for more information – www.P65Warning.ca.gov



www.coxreels.com • 1.800.COX.REEL

AGRICULTURAL | PEST CONTROL

1/2" I.D.

1125 SERIES

HAND CRANK & MOTOR DRIVEN HOSE REELS

5,000 PSI



COXREELS® 1125 Series hand crank and motorized hose reels have the features demanded by industry professionals. The industry preferred design features a sturdy one piece all welded "A" frame base, low profile outlet riser and open drum slot design provides a non-crimping, flat smooth hose wrap.

1125 SERIES :: REEL SPECIFICATIONS

SWIVEL

- Fluid path with machined from solid brass 90° full-flow NPT swivel inlet
- Swivel Seals: VITON® - Optimum for pesticide and agriculture (available in NITRILE & EPDM)

DESIGN & STRUCTURE

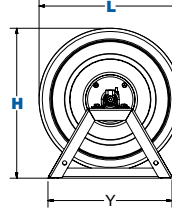
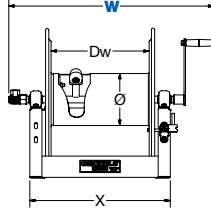
- All welded steel "A" frame construction for superior reel structure
- Exclusive low profile outlet riser & open drum slot design for flat smooth hose wrap
- Permanently lubricated self-aligning pillow block bearings for trouble-free & smooth rotation
- Adjustable tension brake to prevent "free-wheeling" during operation
- Long-handled locking pin to secure reel from rotation during transport or storage
- 6 1/4" Drum - "Ø"
- Solid steel direct hand crank with smooth round handle

1/2" I.D. 7/8" O.D. Hose		3,000 PSI			
CAPACITY	MODEL	Dw	Elec. Motor WxH	Air Motor WxH	Stainless Steel
100' (140 ft. of 3/8" hose)	1125-4-100-BVXX 19 1/2"W x 18 3/4"H x 17 5/8"L Shipping weight: 36 lbs.	6"	19 3/4"x19 1/4"	17"x19 1/4"	•
200' (300 ft. of 3/8" hose)	1125-4-200-BVXX 25 1/2"W x 18 3/4"H x 17 5/8"L Shipping weight: 39 lbs.	12"	25 3/4"x19 1/4"	23"x19 1/4"	•
325' (450 ft. of 3/8" hose)	1125-4-325-BVXX 31 1/2"W x 18 3/4"H x 17 5/8"L Shipping weight: 48 lbs.	18"	31 3/4"x19 1/4"	29"x19 1/4"	
450' (625 ft. of 3/8" hose)	1125-4-450-BVXX 37 1/2"W x 18 3/4"H x 17 5/8"L Shipping weight: 52 lbs.	24"	37 3/4"x19 1/4"	35"x19 1/4"	
500' (700 ft. of 3/8" hose)	1125-4-500-BVXX 41 1/2"W x 18 3/4"H x 17 5/8"L Shipping weight: 58 lbs.	28"	41 3/4"x19 1/4"	39"x19 1/4"	

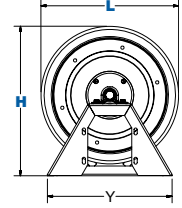
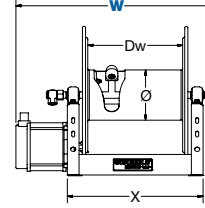
LESS HOSE

VISIT: WWW.COXREELS.COM/TECH-SUPPORT FOR SPECIFIC DIMENSIONS

1125 Series



1125 Motorized Series



4,000 PSI MEDIUM PRESSURE MODELS

Upgrade to 4000 PSI with Coxreels Medium pressure swivel. Precision machined from solid brass, the swivel features upgraded wall thickness and upgraded seals and backup rings.

Change prefix to -MP
Example: **MP1125-4-200-BVXX**



5,000 PSI HIGH PRESSURE MODELS

Upgrade to 5000 PSI with a steel ball bearing swivel. Machined from high strength steel and nickel plated for corrosion resistance, the ball bearing swivel features maximum flow and enhanced load bearing capabilities. Swivel Seals: AFLAS (Also available with VITON® seals adding suffix -BVXX)

Change prefix to -HP
Example: **HP1125-4-200**



UPGRADE TO ALL STAINLESS STEEL

Non-corrosive external fluid path with machined from high quality stainless steel 90° full-flow NPT swivel inlet. Electro-polished stainless steel finish "SS" or Standard unpolished "SP". Swivel seals available in NITRILE Non-Toxic Food Grade Grease.

Add suffix -SS and change B for S to the model number
Example: 1125-4-200-**SS-SVXX**

* Not all parts are Stainless Steel



MOTORIZE THE REWIND OF YOUR REEL

Featuring a direct gear drive, the 1125 Series drive system is more dependable and maintenance free than a chain and sprocket. A solid steel ring gear is directly welded to the side of the disc for added rigidity and strength. Choose from several motor options shown in the table below.

Add the suffix letter after the hose capacity in the model number
Example: 1125-4-200-**E-BVXX**

SUFFIX	TYPE	DESCRIPTION	ADD ON LBS
A	AIR - 4 VANE	ALUMINUM BODY AIR MOTOR	8
AB	AIR - 6 VANE	CAST IRON AIR MOTOR	8
C	FRONT HAND CRANK	BEVEL GEARED CRANK	3
E	12 V DC, 1/3 HP	REVERSIBLE	13
ED	12 V DC, 1/2 HP EXP.	EXPLOSION PROOF, REVERSIBLE	26
EF	24 V DC, 1/3 HP	REVERSIBLE	13
EB	24 V DC, 1/2 HP EXP.	EXPLOSION PROOF, REVERSIBLE	26
EA	115 V AC, 1/2 HP EXP.	EXPLOSION PROOF REVERSIBLE AC RECTIFIED	26
EJ	230 V AC, 1/2 HP EXP.	EXPLOSION PROOF REVERSIBLE AC RECTIFIED	26
H	HYDRAULIC	END PORTED 9/16-18 UNF	6

SEE PAGE 18 FOR ADDITIONAL MOTOR ACCESSORIES



UPGRADE TO STAINLESS STEEL

STAINLESS STEEL SWIVEL (4000 PSI): Based on the upgraded medium pressure swivel, the stainless steel swivel is machined from solid 316 stainless steel and features increased wall thicknesses with upgraded seals and backup rings.

Change suffix second letter to G on the model number
Example: 1125-4-200-**BGXX**



STAINLESS STEEL FLUID PATH: This option uses the same swivel as described in the stainless steel swivel upgrade and couples it to a upgraded 304 stainless steel plumbing axle to improve the corrosion resistance of the entire fluid path.

Change suffix second letter to B on the model number
Example: 1125-4-200-**BBXX**

WARNING: Cancer and reproductive Harm – See page 19 for more information – www.P65Warning.ca.gov



MOTORIZED
HAND CRANK

5,000 PSI

ACCESSORIES

1125 SERIES

1/2" I.D.



ADD 4-WAY ROLLERS

4-way enclosed pinch-proof stainless steel rollers are 1 in diameter supported by powder coated steel brackets. Weight: Add 10 lbs. to reel weight.

For TOP Roller Change suffix to -BECX
Example: 1125-4-200-BVCX

For BOTTOM Roller Change suffix to -BEFX
Example: 1125-4-200-BVFX




ADD 3-WAY ROLLERS

3-way open spool roller assembly with 1.5 chrome-plated machined steel spools & 1.5 stainless steel tubing bottom roller & powder coated steel brackets. Weight: Add 14 lbs. to reel weight.

For TOP Roller Change suffix to -BVEX
Example: 1125-4-200-BVEX

For BOTTOM Roller Change suffix to -BVHX
Example: 1125-4-200-BVHX



STRENGTHEN DRUM WITH BRAWNY OPTION

10 Gauge plates welded into each disc to keep them from bowing. Prevents deformations & eventual crushing of the drum that can be caused by hose pressure. The center drum has been thickened from 16GA to 14GA.

For 3,000 PSI models add prefix BX
Example: BX1125-4-200-BVXX

For 5,000 PSI models add prefix BH
Example: BH1125-4-200-BVXX



ADD PINLOCK TO MOTORIZED MODELS

The spring-loaded lock pin assembly is designed to lock & secure the reel, even in mobile conditions over rough terrain.

Add suffix -XXP to the end
Example: 1125-4-200-A-BVXX-XXP



ADD HIGH TEMP DRAG BRAKE

High temperature drag brake utilizes a metal band brake with Teflon PBI-Polyamide Glass Blend friction material to improve brake performance up to 600 F max.

To order ask for accessory:
7429-1-4



PROTECT YOUR REEL WITH GEAR GUARDS

For motorized models. Guards beveled gears or chain & sprocket from dirt and foreign matter, while also protecting operator from injury.

Add suffix -G after Motor suffix
Example: 1125-4-200-AG-BVXX

OPTIONAL MODEL UPGRADE & ADDITIONS

HOSE GUIDES



Pivoting Hose Guide

Heavy gauge powder coated steel arm & pivot mount w/5 locking positions. Stainless steel enclosed 4-way roller system & zinc plated axle for non-corrosive performance. Specify drum width. (For motor options E & ED only). Weight: 17 lbs.



Sliding Hose Guide

4-way, solid black delrin roller assembly, smooth tapered handle, non-corrosive zinc plated solid rods, heavy gauge "CPC" powder coated steel framing. Specify drum width. Weight: 8 lbs.

PART NO.

15733
Bottom Return

15732
Top Return

15734

1125 SERIES STACKING BRACKET



Top Rewind

Stack your 1125 Series reels for double the storage in the same work area. Powder coated crinkle black, steel construction. Weight 6 lbs.

PART NO.

7480

*Add drum width dimension as the suffix to the part number

EXAMPLE: An 1125-4-200 reel drum width is 12". Order part number: 7480-12

MODEL UPGRADES & ADDITIONS



Wand Holder

- Lightweight aluminum construction with black CPC™ powder finish.
- 24" long with a 1.6" diameter, ideal to store pressure washing guns & other spraying devices.
- Left, right, front & rear sides mount configuration.

PART NO.

15735



Hose Strain Relief Kit

- Allows the hose to be secured against the drum.
- The clamp provides a strain relief when the hose is fully extended from the reel.
- Allow the hose to be routed between the riser connection & the hose clamp with a proper bend radius.

HSRK-050

PORTABLE HOSE REEL CART



Portable Cart

Steel round handle detaches for compact storage. Steel front legs with rubber feet prevent sliding. High grade ball bearings with hardened cup. 1/2" diameter steel axle. Solid 8" rubber tires. For 8" semi-pneumatic tires order model with prefix PRP. Weight: 17 lbs.

PART NO.

PR-1125-6

1125-4-100

PRP-1125-6

1125-4-100

PR-1125-12

1125-4-200

PRP-1125-12

1125-4-200



Carry Handles

Easily bolts to "A" frame making the reel portable. 1" tube steel construction. Powder coated crinkle black. Weight: 8 lbs.

PR-1125-HC



www.coxreels.com • 1.800.COX.REEL

AGRICULTURAL | PEST CONTROL





COXREELS® 1125 Series hand crank and motorized hose reels have the features demanded by industry professionals. The industry preferred design features a sturdy one piece all welded "A" frame base, low profile outlet riser and open drum slot design provides a non-crimping, flat smooth hose wrap.

1125 SERIES :: REEL SPECIFICATIONS

SWIVEL

- Fluid path with machined from solid brass 90° full-flow NPT swivel inlet
- Swivel Seals: VITON® - Optimum for pesticide and agriculture (available in NITRILE & EPDM)

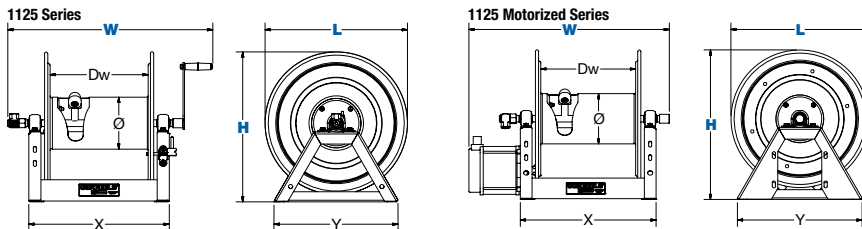
DESIGN & STRUCTURE

- All welded steel "A" frame construction for superior reel structure
- Exclusive low profile outlet riser & open drum slot design for flat smooth hose wrap
- Permanently lubricated self-aligning pillow block bearings for trouble-free & smooth rotation
- Adjustable tension brake to prevent "free-wheeling" during operation
- Long-handled locking pin to secure reel from rotation during transport or storage
- 6 1/4" Drum - "Ø"
- Solid steel direct hand crank with smooth round handle

3/4" I.D. 1 1/4" O.D.		3,000 PSI			
CAPACITY	MODEL	Dw	Elec. Motor WxH	Air Motor WxH	Stainless Steel
50' (100ft. of 1/2" hose)	1125-5-50-BVXX 20 3/4"W x 18 3/4"H x 17 5/8"L Shipping weight: 38 lbs.	6"	20"x19 1/4"	17 3/8"x19 1/4"	
100' (200 ft. of 1/2" hose)	1125-5-100-BVXX 26 3/4"W x 18 3/4"H x 17 5/8"L Shipping weight: 42 lbs.	12"	26"x19 1/4"	23 3/8"x19 1/4"	•
175' (325ft. of 1/2" hose)	1125-5-175-BVXX 32 3/4"W x 18 3/4"H x 17 5/8"L Shipping weight: 50 lbs.	18"	32"x19 1/4"	29 3/8"x19 1/4"	
200' (450 ft. of 1/2" hose)	1125-5-200-BVXX 38 3/4"W x 18 3/4"H x 17 5/8"L Shipping weight: 55 lbs.	24"	38"x19 1/4"	35 3/8"x19 1/4"	•
250' (500 ft. of 1/2" hose)	1125-5-250-BVXX 42 3/4"W x 18 3/4"H x 17 5/8"L Shipping weight: 59 lbs.	28"	42"x19 1/4"	39 3/8"x19 1/4"	

LESS HOSE

VISIT: WWW.COXREELS.COM/TECH-SUPPORT FOR SPECIFIC DIMENSIONS



4,500 PSI

HIGH PRESSURE MODELS

Upgrade to 4,500 PSI with a steel ball bearing swivel. Machined from high strength steel and nickel plated for corrosion resistance, the ball bearing swivel features maximum flow and enhanced load bearing capabilities. Swivel Seals: AFLAS (Also available with VITON® seals adding suffix -BVXX)
Change prefix to -HP

Example: **HP1125-5-100**



MOTORIZE THE REWIND OF YOUR REEL

Featuring a direct gear drive, the 1125 Series drive system is more dependable and maintenance free than a chain and sprocket. A solid steel ring gear is directly welded to the side of the disc for added rigidity and strength. Choose from several motor options shown in the table below.

Add the suffix letter after the hose capacity in the model number

Example: **1125-5-100-E-BVXX**

SUFFIX	TYPE	DESCRIPTION	ADD ON LBS
A	AIR - 4 VANE	ALUMINUM BODY AIR MOTOR	8
AB	AIR - 6 VANE	CAST IRON AIR MOTOR	8
C	FRONT HAND CRANK	BEVEL GEARED CRANK	3
E	12 V DC, 1/3 HP	REVERSIBLE	13
ED	12 V DC, 1/2 HP EXP.	EXPLOSION PROOF, REVERSIBLE	26
EF	24 V DC, 1/3 HP	REVERSIBLE	13
EB	24 V DC, 1/2 HP EXP.	EXPLOSION PROOF, REVERSIBLE	26
EA	115 V AC, 1/2 HP EXP.	EXPLOSION PROOF REVERSIBLE AC RECTIFIED	26
EJ	230 V AC, 1/2 HP EXP.	EXPLOSION PROOF REVERSIBLE AC RECTIFIED	26
H	HYDRAULIC	END PORTED 3/16-18 UNF	6

SEE PAGE 18 FOR ADDITIONAL MOTOR ACCESSORIES



UPGRADE TO ALL STAINLESS STEEL

Non-corrosive external fluid path with machined from high quality stainless steel 90° full-flow NPT swivel inlet. Electro-polished stainless steel finish "SS" or Standard unpolished "SP". Swivel seals available in NITRILE Non-Toxic Food Grade Grease.

Add suffix -SS and change B for S to the model number

Example: **1125-5-100-SS-SVXX**

* Not all parts are Stainless Steel

UPGRADE TO STAINLESS STEEL

STAINLESS STEEL SWIVEL (4000 PSI): Based on the upgraded medium pressure swivel, the stainless steel swivel is machined from solid 316 stainless steel and features increased wall thicknesses with upgraded seals and backup rings.

Change suffix second letter to G on the model number

Example: **1125-5-100-BGXX**

STAINLESS STEEL FLUID PATH: This options uses the same swivel as described in the stainless steel swivel upgrade and couples it to a upgraded 304 stainless steel plumbing axle to improve the corrosion resistance of the entire fluid path.

Change suffix second letter to B on the model number

Example: **1125-5-100-BBXX**



WARNING: Cancer and reproductive Harm – See page 19 for more information – www.P65Warning.ca.gov



4,500 PSI

ACCESSORIES

1125 SERIES

3/4" I.D.



ADD 4-WAY ROLLERS

4-way enclosed pinch-proof stainless steel rollers are 1 in diameter supported by powder coated steel brackets. Weight: Add 10 lbs. to reel weight.


For TOP Roller Change suffix to -BECX
 Example: 1125-5-100-BVCX
 For BOTTOM Roller Change suffix to -BEFX
 Example: 1125-5-100-BVFX



ADD 3-WAY ROLLERS

3-way open spool roller assembly with 1.5 chrome-plated machined steel spools & 1.5 stainless steel tubing bottom roller & powder coated steel brackets. Weight: Add 14 lbs. to reel weight.

For TOP Roller Change suffix to -BVEX
 Example: 1125-5-100-BVEX
 For BOTTOM Roller Change suffix to -BVHX
 Example: 1125-5-100-BVHX



STRENGTHEN DRUM WITH BRAWNY OPTION

10 Gauge plates welded into each disc to keep them from bowing. Prevents deformations & eventual crushing of the drum that can be caused by hose pressure. The center drum has been thickened from 16GA to 14GA.

For 3,000 PSI models add prefix BX
 Example: **BX**1125-5-100-BVXX
 For 5,000 PSI models add prefix BH
 Example: **BH**1125-5-100-BVXX



ADD PINLOCK TO MOTORIZED MODELS

The spring-loaded lock pin assembly is designed to lock & secure the reel, even in mobile conditions over rough terrain.

Add suffix -XXP to the end
 Example: 1125-5-100-A-BVXX-XXP



ADD HIGH TEMP DRAG BRAKE

High temperature drag brake utilizes a metal band brake with Teflon PBI-Polyamide Glass Blend friction material to improve brake performance up to 600 F max.

To order ask for accessory:
7429-1-5






PROTECT YOUR REEL WITH GEAR GUARDS



For motorized models. Guards beveled gears or chain & sprocket from dirt and foreign matter, while also protecting operator from injury.



Add suffix -G after Motor suffix
 Example: 1125-5-100-AG-BVXX

OPTIONAL MODEL UPGRADE & ADDITIONS

HOSE GUIDES	PART NO.
 <p>Pivoting Hose Guide Heavy gauge powder coated steel arm & pivot mount w/5 locking positions. Stainless steel enclosed 4-way roller system & zinc plated axle for non-corrosive performance. Specify drum width. (For motor options E & ED only). Weight: 17 lbs.</p>	<p>15733 Bottom Return</p> <p>15732 Top Return</p>
 <p>Sliding Hose Guide 4-way, solid black delrin roller assembly, smooth tapered handle, non-corrosive zinc plated solid rods, heavy gauge "CPC" powder coated steel framing. Specify drum width. Weight: 8 lbs.</p>	<p>15734</p>

1125 SERIES STACKING BRACKET	PART NO.
 <p>Top Rewind Stack your 1125 Series reels for double the storage in the same work area. Powder coated crinkle black, steel construction. Weight 6 lbs.</p>	<p>7480</p>
<p>*Add drum width dimension as the suffix to the part number EXAMPLE: An 1125-4-200 reel drum width is 12". Order part number: 7480-12</p>	

MODEL UPGRADES & ADDITIONS	PART NO.
 <p>Wand Holder - Lightweight aluminum construction with black CPC™ powder finish. - 24" long with a 1.6" diameter, ideal to store pressure washing guns & other spraying devices. - Left, right, front & rear sides mount configuration.</p>	<p>15735</p>
 <p>Hose Strain Relief Kit - Allows the hose to be secured against the drum. - The clamp provides a strain relief when the hose is fully extended from the reel. - Allow the hose to be routed between the riser connection & the hose clamp with a proper bend radius.</p>	<p>HSRK-075</p>

PORTABLE HOSE REEL CART	PART NO.
 <p>Portable Cart Steel round handle detaches for compact storage. Steel front legs with rubber feet prevent sliding. High grade ball bearings with hardened cup. 1/2" diameter steel axle. Solid 8" rubber tires. For 8" semi-pneumatic tires order model with prefix PRP. Weight: 17 lbs.</p>	<p>PR-1125-6 1125-5-50</p>
 <p>Carry Handles Easily bolts to "A" frame making the reel portable. 1" tube steel construction. Powder coated crinkle black. Weight: 8 lbs.</p>	<p>PR-1125-HC</p>

WARNING: Cancer and reproductive Harm – See page 19 for more information – www.P65Warning.ca.gov



www.coxreels.com • 1.800.COX.REEL

AGRICULTURAL | PEST CONTROL



MOTORIZED

HAND CRANK

1" I.D.

1125 SERIES HAND CRANK & MOTOR DRIVEN HOSE REELS

3,000 PSI



COXREELS® 1125 Series hand crank and motorized hose reels have the features demanded by industry professionals. The industry preferred design features a sturdy one piece all welded "A" frame base, low profile outlet riser and open drum slot design provides a non-crimping, flat smooth hose wrap.

1125 SERIES :: REEL SPECIFICATIONS

SWIVEL

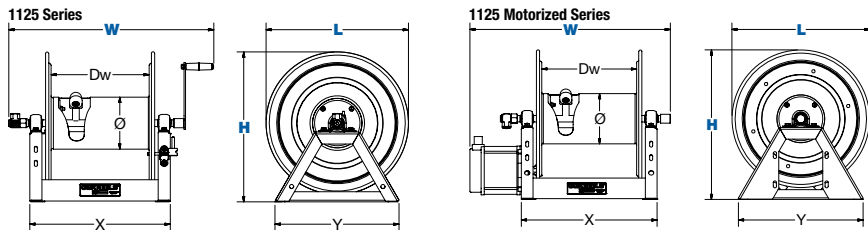
- External 90° full-flow NPT swivel with electroless nickel plated steel inlet
- Swivel Seals: VITON® - Optimum for pesticide and agriculture (available in NITRILE)

DESIGN & STRUCTURE

- All welded steel "A" frame construction for superior reel structure
- Exclusive low profile outlet riser & open drum slot design for flat smooth hose wrap
- Permanently lubricated self-aligning pillow block bearings for trouble-free & smooth rotation
- Adjustable tension brake to prevent "free-wheeling" during operation
- Long-handled locking pin to secure reel from rotation during transport or storage
- 8 1/4" Drum - "Ø"
- Solid steel direct hand crank with smooth round handle

1" I.D. <small>1 7/16" O.D.</small>		3,000 PSI			
CAPACITY	MODEL	Dw	Elec. Motor WxH	Air Motor WxH	LESS HOSE
35' <small>(50ft. of 3/4" hose)</small>	1125-6-35-BVXX 26"W x 18 1/2"H x 17 5/8"L Shipping weight: 50 lbs.	9 1/2"	23 7/8"x19 1/8"	22 1/4"x19 1/8"	
50' <small>(75 ft. of 3/4" hose)</small>	1125-6-50-BVXX 32"W x 18 1/2"H x 17 5/8"L Shipping weight: 55 lbs.	15 1/2"	29 7/8"x19 1/8"	28 1/4"x19 1/8"	
75' <small>(120ft. of 3/4" hose)</small>	1125-6-75-BVXX 38 1/2"W x 18 1/2"H x 17 5/8"L Shipping weight: 62 lbs.	22"	36 3/8"x19 1/8"	34 3/4"x19 1/8"	
100' <small>(150 ft. of 3/4" hose)</small>	1125-6-100-BVXX 44 1/2"W x 18 1/2"H x 17 5/8"L Shipping weight: 55 lbs.	28"	42 3/8"x19 1/8"	40 3/4"x19 1/8"	

VISIT: WWW.COXREELS.COM/TECH-SUPPORT FOR SPECIFIC DIMENSIONS



UPGRADE TO STAINLESS STEEL

STAINLESS STEEL CAPTIVE BEARING SWIVEL: Featuring heavy duty ball bearings for smooth rotation and increased side load capabilities, the stainless steel swivel is machined from solid 304 stainless steel for increased corrosion resistance.

Swivel Seals: VITON® (Also available with AFLAS seals adding suffix -BJXX)

Change suffix second letter to G on the model number
Example: 1125-6-100-BGXX

STAINLESS STEEL FLUID PATH: This option uses the same swivel as described in the stainless steel captive bearing swivel upgrade and couples it to an upgraded 304 stainless steel plumbing axle to improve the corrosion resistance of the entire fluid path.

Swivel Seals: VITON® (Also available with AFLAS seals adding suffix -BAXX)

Change suffix second letter to B on the model number
Example: 1125-6-100-BBXX

MOTORIZED THE REWIND OF YOUR REEL

Featuring a direct gear drive, the 1125 Series drive system is more dependable and maintenance free than a chain and sprocket. A solid steel ring gear is directly welded to the side of the disc for added rigidity and strength. Choose from several motor options shown in the table below.

Add the suffix letter after the hose capacity in the model number
Example: 1125-6-100-E-BVXX

SUFFIX	TYPE	DESCRIPTION	ADD ON LBS
A	AIR - 4 VANE	ALUMINUM BODY AIR MOTOR	8
AB	AIR - 6 VANE	CAST IRON AIR MOTOR	8
C	FRONT HAND CRANK	BEVEL GEARED CRANK	3
E	12 V DC, 1/3 HP	REVERSIBLE	13
ED	12 V DC, 1/2 HP EXP.	EXPLOSION PROOF, REVERSIBLE	26
EF	24 V DC, 1/3 HP	REVERSIBLE	13
EB	24 V DC, 1/2 HP EXP.	EXPLOSION PROOF, REVERSIBLE	26
EA	115 V AC, 1/2 HP EXP.	EXPLOSION PROOF REVERSIBLE AC RECTIFIED	26
EJ	230 V AC, 1/2 HP EXP.	EXPLOSION PROOF REVERSIBLE AC RECTIFIED	26
H	HYDRAULIC	END PORTED 3/16-18 UNF	6

SEE PAGE 18 FOR ADDITIONAL MOTOR ACCESSORIES

WARNING: Cancer and reproductive Harm – See page 19 for more information – www.P65Warning.ca.gov



MOTORIZED
HAND CRANK

3,000 PSI

ACCESSORIES

1125 SERIES

1" I.D.



ADD 4-WAY ROLLERS

4-way enclosed pinch-proof stainless steel rollers are 1 in diameter supported by powder coated steel brackets. Weight: Add 10 lbs. to reel weight.


For TOP Roller Change suffix to -BECX
 Example: 1125-6-100-BVCX
 For BOTTOM Roller Change suffix to -BEFX
 Example: 1125-6-100-BVFX



ADD 3-WAY ROLLERS

3-way open spool roller assembly with 1.5 chrome-plated machined steel spools & 1.5 stainless steel tubing bottom roller & powder coated steel brackets. Weight: Add 14 lbs. to reel weight.

For TOP Roller Change suffix to -BVEX
 Example: 1125-6-100-BVEX
 For BOTTOM Roller Change suffix to -BVHX
 Example: 1125-6-100-BVHX



STRENGTHEN DRUM WITH BRAWNY OPTION

10 Gauge plates welded into each disc to keep them from bowing. Prevents deformations & eventual crushing of the drum that can be caused by hose pressure. The center drum has been thickened from 16GA to 14GA.

For 3,000 PSI models add prefix BX
 Example: **BX**1125-6-100-BVXX
 For 5,000 PSI models add prefix BH
 Example: **BH**1125-6-100-BVXX



ADD HEAVY DUTY BAND BRAKE

Steel band lined with brake friction material. Tension is adjusted with a wing nut or a knob by hand (no tools required). Increase braking power and brake life; easier and more precise brake adjustment (control).

Add suffix -K after Motor suffix
 Example: 1125-6-100-AK-BVXX



ADD PINLOCK TO MOTORIZED MODELS

The spring-loaded lock pin assembly is designed to lock & secure the reel, even in mobile conditions over rough terrain.

Add suffix -XXP to the end
 Example: 1125-6-100-A-BVXX-XXP






PROTECT YOUR REEL WITH GEAR GUARDS

For motorized models. Guards beveled gears or chain & sprocket from dirt and foreign matter, while also protecting operator from injury.



Add suffix -G after Motor suffix
 Example: 1125-6-100-AG-BVXX


OPTIONAL MODEL UPGRADE & ADDITIONS

HOSE GUIDES	PART NO.
 <p>Pivoting Hose Guide Heavy gauge powder coated steel arm & pivot mount w/5 locking positions. Stainless steel enclosed 4-way roller system & zinc plated axle for non-corrosive performance. Specify drum width. (For motor options E & ED only). Weight: 17 lbs.</p>	15733 Bottom Return 15732 Top Return
 <p>Sliding Hose Guide 4-way, solid black delrin roller assembly, smooth tapered handle, non-corrosive zinc plated solid rods, heavy gauge "CPC" powder coated steel framing. Specify drum width. Weight: 8 lbs.</p>	15734

1125 SERIES STACKING BRACKET	PART NO.
 <p>Top Rewind Stack your 1125 Series reels for double the storage in the same work area. Powder coated crinkle black, steel construction. Weight 6 lbs.</p>	7480

*Add drum width dimension as the suffix to the part number
 EXAMPLE: An 1125-4-200 reel drum width is 12". Order part number: 7480-12

MODEL UPGRADES & ADDITIONS	PART NO.
 <p>Wand Holder - Lightweight aluminum construction with black CPC™ powder finish. - 24" long with a 1.6" diameter, ideal to store pressure washing guns & other spraying devices. - Left, right, front & rear sides mount configuration.</p>	15735
 <p>Hose Strain Relief Kit - Allows the hose to be secured against the drum. - The clamp provides a strain relief when the hose is fully extended from the reel. - Allow the hose to be routed between the riser connection & the hose clamp with a proper bend radius.</p>	HSRK-0100

PORTABLE HOSE REEL CART	PART NO.
 <p>Carry Handles Easily bolts to "A" frame making the reel portable. 1" tube steel construction. Powder coated crinkle black. Weight: 8 lbs.</p>	PR-1125-HC

MOTORIZED

HAND CRANK

WARNING: Cancer and reproductive Harm – See page 19 for more information – www.P65Warning.ca.gov



www.coxreels.com • 1.800.COX.REEL

AGRICULTURAL | PEST CONTROL

1" I.D.

1175 SERIES

HAND CRANK & MOTOR DRIVEN HOSE REELS

3,000 PSI



COXREELS® 1175 Series hand crank and motorized hose reels have the features demanded by industry professionals. The industry preferred design features a sturdy one piece all welded "A" frame base, low profile outlet riser and open drum slot design provides a non-crimping, flat smooth hose wrap.

1175 SERIES :: REEL SPECIFICATIONS

SWIVEL

- Nickel plated steel 90° full-flow NPT swivel inlet
- Swivel Seals: AFLAS® (available in VITON® add suffix -BVXX)

DESIGN & STRUCTURE

- All welded steel "A" frame construction for superior reel structure
- Exclusive low profile outlet riser & open drum slot design for flat smooth hose wrap
- Permanently lubricated self-aligning pillow block bearings for trouble-free & smooth rotation
- Adjustable tension brake to prevent "free-wheeling" during operation
- Long-handled locking pin to secure reel from rotation during transport or storage
- 10 1/2" Drum - "Ø"
- Solid steel direct hand crank with smooth round handle



UPGRADE TO ALL STAINLESS STEEL

Non-corrosive external fluid path with machined from high quality stainless steel 90° full-flow NPT swivel inlet. Electro-polished stainless steel finish "SS" or Standard unpolished "SP". Swivel seals available in NITRILE Non-Toxic Food Grade Grease and VITON®.

Add suffix -SS and change B for S to the model number
Example: 1175-6-200-SS-SVXX

* Not all parts are Stainless Steel

UPGRADE TO STAINLESS STEEL

STAINLESS STEEL CAPTIVE BEARING SWIVEL: Featuring heavy duty ball bearings for smooth rotation and increased side load capabilities, the stainless steel swivel is machined from solid 304 stainless steel for increased corrosion resistance. Swivel Seals: AFLAS (Available in VITON®, add suffix -BGXX)

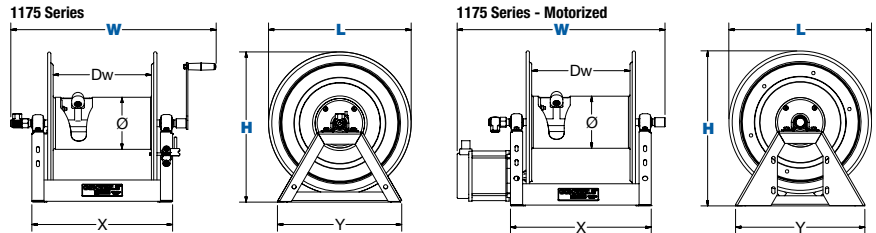
Change suffix second letter to J on the model number
Example: 1175-6-200-BJXX

STAINLESS STEEL FLUID PATH: This option uses the same swivel as described in the stainless steel captive bearing swivel upgrade and couples it to a upgraded 304 stainless steel plumbing axle to improve the corrosion resistance of the entire fluid path. Swivel Seals: AFLAS (Available in VITON®, add suffix -BBXX)

Change suffix second letter to A on the model number
Example: 1175-6-200-BAXX

1" I.D. 17/16" O.D. Hose		3,000 PSI			
CAPACITY	MODEL	Dw	Elec. Motor WxH	Air Motor WxH	Stainless Steel
50' (100 ft. of 3/4" hose)	1175-6-50 24 1/8"W x 26 1/8"H x 24"L Shipping weight: 67 lbs.	7 1/2"	22"x26 1/8"	20 1/2"x26 1/8"	
100' (150 ft. of 3/4" hose)	1175-6-100 28 1/8"W x 26 1/8"H x 24"L Shipping weight: 70 lbs.	11 1/2"	26"x26 1/8"	24 1/2"x26 1/8"	•
125' (200 ft. of 3/4" hose)	1175-6-125 30 1/8"W x 26 1/8"H x 24"L Shipping weight: 72 lbs.	13 1/2"	28"x26 1/8"	26 1/2"x26 1/8"	
135' (175 ft. of 3/4" hose)	1175-6-135 32 1/8"W x 26 1/8"H x 24"L Shipping weight: 70 lbs.	15 1/2"	30"x26 1/8"	28 1/2"x26 1/8"	
150' (250 ft. of 3/4" hose)	1175-6-150 36 5/8"W x 26 1/8"H x 24"L Shipping weight: 75 lbs.	20"	34 1/2"x26 1/8"	33"x26 1/8"	
200' (300 ft. of 3/4" hose)	1175-6-200 36 5/8"W x 22"H x 20"L Shipping weight: 83 lbs.	20"	34 1/2"x22 7/8"	33"x22 7/8"	•

VISIT: WWW.COXREELS.COM/TECH-SUPPORT FOR SPECIFIC DIMENSIONS



MOTORIZED THE REWIND OF YOUR REEL

Featuring a lubricated chain and a zinc plated steel sprocket, the 1175 Series drive system provides a smooth, continuous rewind on motorized reels. Choose from several motor options shown in the table below.

Add the suffix letter after the hose capacity in the model number
Example: 1175-4-200-E

SUFFIX	TYPE	DESCRIPTION	ADD ON LBS
A	AIR - 4 VANE	ALUMINUM BODY AIR MOTOR	8
AB	AIR - 6 VANE	CAST IRON AIR MOTOR	8
C	FRONT HAND CRANK	BEVEL GEARED CRANK	3
E	12 V DC, 1/3 HP	REVERSIBLE	13
ED	12 V DC, 1/2 HP EXP.	EXPLOSION PROOF, REVERSIBLE	26
EF	24 V DC, 1/3 HP	REVERSIBLE	13
EB	24 V DC, 1/2 HP EXP.	EXPLOSION PROOF, REVERSIBLE	26
EA	115 V AC, 1/2 HP EXP.	EXPLOSION PROOF REVERSIBLE AC RECTIFIED	26
EJ	230 V AC, 1/2 HP EXP.	EXPLOSION PROOF REVERSIBLE AC RECTIFIED	26
H	HYDRAULIC	END PORTED 3/16-18 UNF	6

SEE PAGE 18 FOR ADDITIONAL MOTOR ACCESSORIES

WARNING: Cancer and reproductive Harm – See page 19 for more information – www.P65Warning.ca.gov



MOTORIZED
HAND CRANK

3,000 PSI

ACCESSORIES

1175 SERIES

1" I.D.



ADD 4-WAY ROLLERS

4-way enclosed pinch-proof stainless steel rollers are 1 in diameter supported by powder coated steel brackets. Weight: Add 10 lbs. to reel weight.

For TOP Roller Add suffix to -BXCX
Example: 1175-6-200-**BXCX**
For BOTTOM Roller Add suffix to -BFX
Example: 1175-6-200-**BFX**



ADD 3-WAY ROLLERS

3-way open spool roller assembly with 1.5 chrome-plated machined steel spools & 1.5 stainless steel tubing bottom roller & powder coated steel brackets. Weight: Add 14 lbs. to reel weight.

For TOP Roller Add suffix to -BXEX
Example: 1175-6-200-**BXEX**
For BOTTOM Roller Add suffix to -BXHX
Example: 1175-6-200-**BXHX**



ADD PIVOTING HOSE GUIDE

Heavy gauge powder coated steel arm and pivot mount w/5 locking positions. Large 1" diameter pivot shaft. Sealed precision bearings support pivot shaft and chrome-plated billet aluminium guide rollers. (For motor options E & EF only)

To order specify drum with and ask for accessory
15728 - Bottom Return
15729 - Top Return



ADD HEAVY DUTY BAND BRAKE

Steel band lined with brake friction material. Tension is adjusted with a wing nut or a knob by hand (no tools required). Increase braking power and brake life; easier and more precise brake adjustment (control).

Add suffix -K after Motor suffix
Example: 1175-6-200-**AK-BVXX**



ADD PINLOCK TO MOTORIZED MODELS

The spring-loaded lock pin assembly is designed to lock & secure the reel, even in mobile conditions over rough terrain.

Add suffix -XXP to the end
Example: 1175-6-200-A-BXXX-**XXP**



PROTECT YOUR REEL WITH GEAR GUARDS

For motorized models. Guards chain & sprocket from dirt and foreign matter, while also protecting operator from injury.

Add suffix -G after Motor suffix
Example: 1175-6-200-**AG**



ADD HOSE STRAIN RELIEF

- Allows the hose to be secured against the drum.
- The clamp provides a strain relief when the hose is fully extended from the reel.
- Allow the hose to be routed between the riser connection & the hose clamp with a proper bend radius.

To order ask for accessory
HSRK-100



ADD BEVEL CRANK HANDLE HOLSTER

Universal design mounts to either side of the reel with independent mounting holes. Features chained retaining pin to keep handle in place. Only available on bevel cranked models.

Add suffix -XXH to the end
Example: 1175-6-200-C-BXXX-**XXH**

OPTIONAL MODEL UPGRADE & ADDITIONS

PORTABLE HOSE REEL CART



Portable Cart

Steel round handle detaches for compact storage. Steel front legs with rubber feet prevent sliding. High grade ball bearings with hardened cup. 1/2" diameter steel axle. Solid 8" rubber tires. For 8" semi-pneumatic tires order model with prefix PRP. Weight: 17 lbs.

PART NO.
PR-1175-11 1175-6-100
PRP-1175-11 1175-6-100
PR-1175-15 1175-6-150
PRP-1175-15 1175-6-150



www.coxreels.com • 1.800.COX.REEL

AGRICULTURAL | PEST CONTROL

WARNING: Cancer and reproductive Harm – See page 19 for more information – www.P65Warning.ca.gov



MOTORIZED

HAND CRANK

1185 SERIES

LARGE CAPACITY/VOLUME HOSE REELS



COXREELS® 1185 Series hand crank and motor driven hose reels are designed to handle long lengths of large diameter hose for increased volume delivery. Coxreels' exclusive low profile outlet riser and open drum design provide a noncrimping, flat smooth hose wrap. The sturdy all welded "A" frame base provides exceptional strength to handle the extra weight without sacrificing performance, even in demanding mobile applications.

1185 SERIES :: REEL SPECIFICATIONS

SWIVEL

- In-line electroless nickel plated steel full-flow NPT swivel inlet
- Swivel Seals: VITON® - Optimum for pesticide and agriculture (available in NITRILE)

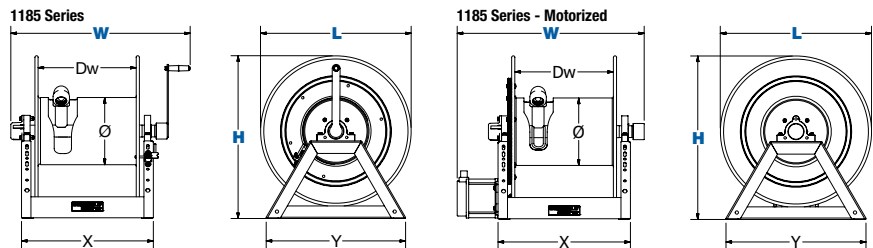
DESIGN & STRUCTURE

- All welded steel "A" frame construction for superior reel structure
- Exclusive low profile outlet riser & open drum slot design for flat smooth hose wrap
- Robust lubricated horizontal surface mount bearings for easy rotation
- Long-handled locking pin to secure reel from rotation during transport or storage
- Solid steel direct hand crank with smooth round handle
- 10 1/2" Drum - "Ø"

1-1/2" I.D. 2 1/16" O.D. Hose		1,500 PSI		
CAPACITY	MODEL	Dw	Elec. Motor WxH	Air Motor WxH
50' (75 ft. of 1 1/4" hose)	1185-1124-BVXX 25"W x 26"H x 24"L Shipping weight: 76 lbs.	11 1/2"	26 1/8"x26"	23 1/3"x26"
75' (100 ft. of 1 1/4" hose)	1185-1524-BVXX 29"W x 26"H x 24"L Shipping weight: 81 lbs.	15 1/2"	30 1/8"x26"	27 3/8"x26"
70' (80ft. of 1 1/4" hose)	1185-2020-BBVXX 33 1/2"W x 21 5/8"H x 20"L Shipping weight: 70 lbs.	20"	34 5/8"x21 5/8"	31 7/8"x21 5/8"
100' (125ft. of 1 1/4" hose)	1185-2024-BVXX 33 1/2"W x 26"H x 24"L Shipping weight: 94 lbs.	20"	34 5/8"x26"	31 7/8"x26"
125' (180ft. of 1 1/4" hose)	1185-2028-BVXX 33 1/2"W x 30"H x 28"L Shipping weight: 109 lbs.	20"	34 5/8"x30"	31 7/8"x30"
150' (220ft. of 1 1/4" hose)	1185-2528-BVXX 38 1/2"W x 30"H x 28"L Shipping weight: 122 lbs.	25"	39 5/8"x30"	36 7/8"x30"
175' (225ft. of 1 1/4" hose)	1185-2528-BVXX 46 1/2"W x 26"H x 24"L Shipping weight: 154 lbs.	33"	47 5/8"x26"	44 7/8"x26"
250' (325ft. of 1 1/4" hose)	1185-2528-BVXX 46 1/2"W x 30"H x 28"L Shipping weight: 169 lbs.	33"	47 5/8"x30"	44 7/8"x30"

LESS HOSE

VISIT: WWW.COXREELS.COM/TECH-SUPPORT FOR SPECIFIC DIMENSIONS



3,000 PSI

HIGH PRESSURE MODELS

Upgrade to 3,000 PSI with a steel ball bearing swivel. Machined from high strength steel and nickel plated for corrosion resistance, the ball bearing swivel features maximum flow and enhanced load bearing capabilities. Swivel Seals: AFLAS (Also available with VITON® seals adding suffix -BWXX)
Change prefix to -BUXX
Example: 1185-1124-BUXX

UPGRADE TO STAINLESS STEEL

STAINLESS STEEL CAPTIVE BEARING SWIVEL / STAINLESS STEEL IN-LINE SWIVEL: the stainless steel swivel is machined from solid 304 stainless steel for increased corrosion resistance.
Change suffix second letter to G on the model number
Example: 1185-1124-BGXX

STAINLESS STEEL FLUID PATH: This options uses the same swivel as described in the stainless steel swivel upgrade options and couples it to a upgraded 304 stainless steel plumbing axle to improve the corrosion resistance of the entire fluid path.
Change suffix second letter to B on the model number
Example: 1185-1124-BBXX



MOTORIZED THE REWIND OF YOUR REEL

Featuring a lubricated chain and a zinc plated steel sprocket, the 1185 Series drive system provides a smooth, continuous rewind on motorized reels. Choose from several motor options shown in the table below.

Add the suffix letter after the hose capacity in the model number
Example: 1185-1124-E-BVXX

SUFFIX	TYPE	DESCRIPTION	ADD ON LBS
A	AIR - 4 VANE	ALUMINUM BODY AIR MOTOR	8
AB	AIR - 6 VANE	CAST IRON AIR MOTOR	8
C	FRONT HAND CRANK	BEVEL GEARED CRANK	3
E	12 V DC, 1/3 HP	REVERSIBLE	13
ED	12 V DC, 1/2 HP EXP.	EXPLOSION PROOF, REVERSIBLE	26
EF	24 V DC, 1/3 HP	REVERSIBLE	13
EB	24 V DC, 1/2 HP EXP.	EXPLOSION PROOF, REVERSIBLE	26
EA	115 V AC, 1/2 HP EXP.	EXPLOSION PROOF REVERSIBLE AC RECTIFIED	26
EJ	230 V AC, 1/2 HP EXP.	EXPLOSION PROOF REVERSIBLE AC RECTIFIED	26
H	HYDRAULIC	END PORTED 3/16-18 UNF	6

SEE PAGE 11 FOR ADDITIONAL MOTOR ACCESSORIES

WARNING: Cancer and reproductive Harm – See page 19 for more information – www.P65Warning.ca.gov






ADD 4-WAY ROLLERS

4-way enclosed pinch-proof stainless steel rollers are 1 in diameter supported by powder coated steel brackets. Weight: Add 10 lbs. to reel weight.

For TOP Roller Add suffix to -BVDX
Example: 1185-1124-BVDX
For BOTTOM Roller Add suffix to -BFX
Example: 1185-1124-BVFX



ADD 3-WAY ROLLERS

3-way open spool roller assembly with 1.5 chrome-plated machined steel spools & 1.5 stainless steel tubing bottom roller & powder coated steel brackets. Weight: Add 14 lbs. to reel weight.

For TOP Roller Add suffix to -BVEX
Example: 1185-1124-BVEX
For BOTTOM Roller Add suffix to -BVHX
Example: 1185-1124-BVHX



ADD PIVOTING HOSE GUIDE

Heavy gauge powder coated steel arm and pivot mount w/5 locking positions. Large 1" diameter pivot shaft. Sealed precision bearings support pivot shaft and chrome-plated billet aluminium guide rollers. (For motor options E & EF only)

To order specify drum with and ask for accessory

15728 - Bottom Return
15730 - Top Return



ADD HEAVY DUTY BAND BRAKE

Steel band lined with brake friction material. Tension is adjusted with a wing nut or a knob by hand (no tools required). Increase braking power and brake life; easier and more precise brake adjustment (control).

Add suffix -K after Motor suffix
Example: 1185-1124-AK-BVXX



ADD PINLOCK TO MOTORIZED MODELS

The spring-loaded lock pin assembly is designed to lock & secure the reel, even in mobile conditions over rough terrain.

Add suffix -XXP to the end
Example: 1185-1124-A-BVXX-XXP



PROTECT YOUR REEL WITH GEAR GUARDS

For motorized models. Guards chain & sprocket from dirt and foreign matter, while also protecting operator from injury.

Add suffix -G after Motor suffix
Example: 1185-1124-AG-BVXX



ADD HOSE STRAIN RELIEF

- Allows the hose to be secured against the drum.
- The clamp provides a strain relief when the hose is fully extended from the reel.
- Allow the hose to be routed between the riser connection & the hose clamp with a proper bend radius.

To order ask for accessory
HSRK-150



ADD BEVEL CRANK HANDLE HOLSTER

Universal design mounts to either side of the reel with independent mounting holes. Features chained retaining pin to keep handle in place.

Add suffix -XXH to the end
Example: 1185-1124-C-BXXX-XXH





COXREELS® 1195 Series motor driven hose reels are designed to handle long lengths of large diameter hose for increased volume delivery. Coxreels' exclusive low profile outlet riser and open drum design provide a noncrimping, flat smooth hose wrap. The sturdy all welded "A" frame base provides exceptional strength to handle the extra weight without sacrificing performance, even in demanding mobile applications.

1195 SERIES :: REEL SPECIFICATIONS

SWIVEL

- In-line electroless nickel plated steel full-flow NPT swivel inlet
- Swivel Seals: VITON® - Optimum for pesticide and agriculture (available in NITRILE)

DESIGN & STRUCTURE

- All welded steel "A" frame construction for superior reel structure
- Exclusive low profile outlet riser & open drum slot design for flat smooth hose wrap
- Robust lubricated horizontal surface mount bearings for easy rotation
- Adaptor for Victaulic connections available, consult factory
- Idler Gears on electric rewind models to reduce drum speed and increase torque. Default ratio: 1:3. Available in three sizes, consult factory.
- (On models with suffix -C) Bevel geared crank rewind
- 15 1/2" Drum - "Ø"



1,500 PSI

HIGH PRESSURE MODELS

Upgrade to 1,500 PSI with a steel ball bearing swivel. Machined from high strength steel and nickel plated for corrosion resistance, the ball bearing swivel features maximum flow and enhanced load bearing capabilities. Swivel Seals: AFLAS (Also available with VITON® seals adding suffix -BWXX)
Change prefix to -BUXX

Example: 1195-932-C-BUXX

UPGRADE TO STAINLESS STEEL

STAINLESS STEEL CAPTIVE BEARING SWIVEL / STAINLESS STEEL IN-LINE SWIVEL: the stainless steel swivel is machined from solid 304 stainless steel for increased corrosion resistance.
Change suffix second letter to G on the model number

Example: 1195-932-C-BGXX

STAINLESS STEEL FLUID PATH: This options uses the same swivel as described in the stainless steel swivel upgrade options and couples it to a upgraded 304 stainless steel plumbing axle to improve the corrosion resistance of the entire fluid path.
Change suffix second letter to B on the model number

Example: 1195-932-C-BBXX

IDLER GEARS AVAILABLE

Reduce drum speed & increase torque. Available in three sizes : 1:2 ratio, 1:3 ratio, and 1:4 ratio, they are factory installed on the motor kits.

Change motor suffix V3 for the ratio desired on the model number
Example: 1195-932-EAV4-BVXX



WARNING: Cancer and reproductive Harm – See page 19 for more information – www.P65Warning.ca.gov

2" I.D. 29/16" O.D. Hose		1,000 PSI			
CAPACITY	MODEL	Dw	Elec. Motor WxH	Air Motor WxH	LESS HOSE
50' (60 ft. of 1 1/2" hose)	1195-932-X-BVXX 17 7/8"W x 33 1/4"H x 32"L Shipping weight: 128 lbs.	9 1/2"	22 1/8"x33 1/4"	19 3/8"x33 1/4"	
60' (85 ft. of 1 1/2" hose)	1195-1728-X-BVXX 25 7/8"W x 30 1/4"H x 28"L Shipping weight: 134 lbs.	17 1/2"	30 1/8"x30 1/4"	27 3/8"x33 1/4"	
75' (100ft. of 1 1/2" hose)	1195-1332-X-BVXX 21 7/8"W 33 1/4"H x 32"L Shipping weight: 148 lbs.	13 1/2"	26 1/8"x33 1/4"	23 3/8"x33 1/4"	
90' (135ft. of 1 1/2" hose)	1195-2428-X-BVXX 32 3/8"W x 30 1/4"H x 28"L Shipping weight: 169 lbs.	24"	36 5/8"x30 1/4"	33 7/8"x30 1/4"	
115' (150ft. of 1 1/2" hose)	1195-2032-X-BVXX 38 1/2"W x 33 1/4"H x 32"L Shipping weight: 186 lbs.	20"	32 5/8"x33 1/4"	29 7/8"x33 1/4"	
125' (175ft. of 1 1/2" hose)	1195-3228-X-BVXX 40 3/8"W x 30 1/4"H x 28"L Shipping weight: 122 lbs.	32"	44 5/8"x28"	41 7/8"x28"	



SUFFIX OPTIONS FOR YOUR REEL

These models are not available in direct crank models. Featuring a lubricated chain and a zinc plated steel sprocket, the 1195 Series drive system provides a smooth, continuous rewind on motorized reels.

Select from the options below to substitute the "X" with.

Example: 1195-932-EAV3-BVXX

SUFFIX	TYPE	DESCRIPTION	ADD ON LBS
AB	AIR - 6 VANE	CAST IRON AIR MOTOR	8
C	FRONT HAND CRANK	BEVEL GEARED CRANK	3
EDV3	12 V DC, 1/2 HP EXP. 1:3	EXPLOSION PROOF, REVERSIBLE, IDLER	13
EBV3	24 V DC, 1/2 HP EXP. 1:3	EXPLOSION PROOF, REVERSIBLE, IDLER	26
EAV3	115 V AC, 1/2 HP EXP. 1:3	EXPLOSION PROOF REVERSIBLE AC RECTIFIED, IDLER	13
EJV3	230 V AC, 1/2 HP EXP. 1:3	EXPLOSION PROOF REVERSIBLE AC RECTIFIED, IDLER	26
H	HYDRAULIC	END PORTED 9/16-18 UNF	6

SEE PAGE 18 FOR ADDITIONAL MOTOR ACCESSORIES

ADD 4-WAY ROLLERS

4-way enclosed pinch-proof stainless steel rollers are 1 in diameter supported by powder coated steel brackets. Weight: Add 10 lbs. to reel weight.

For TOP Roller Change suffix to -BVCX
Example: 1195-932-C-BVCX

For BOTTOM Roller Change suffix to -BVFH
Example: 1195-932-C-BVFH



ADD PINLOCK TO MOTORIZED MODELS

The spring-loaded lock pin assembly is designed to lock & secure the reel, even in mobile conditions over rough terrain.

Add suffix -XXP to the end
Example: 1195-932-H-BVXX-XXP



3,000 PSI

LARGE CAPACITY HOSE REELS

1275 SERIES

1/2" - 1" I.D.

COXREELS® 1275 Series "Dual Hose" hand crank or motorized hose reels are designed for large capacity applications. This series features dual plumbing with two swivel inlets and two low profile outlets that compliment the open drum slot and provide a non-crimping, flat smooth hose wrap. The industry preferred one piece all welded "A" frame design adds rigidity and strength while the positive gear drive rewind assures consistent trouble-free performance.



1275 SERIES :: REEL SPECIFICATIONS

1/2" I.D. <small>7/8" O.D. Hose</small>		3,000 PSI		
CAPACITY	MODEL	Dw	Elec. Motor WxH	Air Motor WxH
2/50' <small>(2/70 ft. of 3/8" hose)</small>	1275-4-50-X-BVXX 187/8"W x 185/8"H x 175/8"L Shipping weight: 40lbs.	8"	225/8"x191/8"	197/8"x191/8"
2/100' <small>(2/140ft. of 3/8" hose)</small>	1275-4-100-X-BVXX 227/8"W x 185/8"H x 175/8"L Shipping weight: 42 lbs.	12"	265/8"x191/8"	237/8"x191/8"
2/150' <small>(2/200ft. of 3/8" hose)</small>	1275-4-150-X-BVXX 287/8"W x 185/8"H x 175/8"L Shipping weight: 47lbs.	18"	325/8"x191/8"	297/8"x191/8"
2/200' <small>(2/300ft. of 3/8" hose)</small>	1275-4-200-X-BVXX 347/8"W x 185/8"H x 175/8"L Shipping weight: 56 lbs.	24"	385/8"x191/8"	357/8"x191/8"

LESS HOSE

1" I.D. <small>1 1/16" O.D. Hose</small>		3,000 PSI		
CAPACITY	MODEL	Dw	Elec. Motor WxH	Air Motor WxH
2/50' <small>(2/60 ft. of 3/4" hose)</small>	1275-6-50-X-BVXX 29"W x 227/8"H x 20"L Shipping weight: 63lbs.	13 1/2"	305/8"x227/8"	273/4"x227/8"
2/75' <small>(2/110ft. of 3/4" hose)</small>	1275-6-75-X-BVXX 29"W x 261/8"H x 24"L Shipping weight: 68 lbs.	13 1/2"	305/8"x261/8"	273/4"x261/8"
2/100' <small>(2/155ft. of 3/4" hose)</small>	1275-6-100-X-BVXX 355/8"W x 261/8"H x 24"L Shipping weight: 74 lbs.	20"	37"x261/8"	34 1/4"x261/8"
2/150' <small>(2/200ft. of 3/4" hose)</small>	1275-6-150-X-BVXX 355/8"W x 301/16"H x 28"L Shipping weight: 88 lbs.	20"	37"x301/16"	34 1/4"x301/16"

LESS HOSE

VISIT: WWW.COXREELS.COM/TECH-SUPPORT FOR SPECIFIC DIMENSIONS

SWIVEL

- **1/2" Models:** Two machined from solid brass 90° full-flow NPT swivel inlets (one on each side of the reel)
- **Swivel Seals:** VITON® - Optimum for pesticide and agriculture (available in NITRILE)
- **1" Models:** Electroless nickel plated steel swivel

DESIGN & STRUCTURE

- All welded steel "A" frame construction for superior reel structure
- Two low profile outlet risers & open drum slot design for dual hose applications
- Permanently lubricated self-aligning pillow block bearings for trouble-free & smooth rotation
- **On models with suffix -C:** Bevel gear hand crank with removable handle for compact storage
- 6 1/4" Drum - "Ø" for 1/2" models. 10 1/2" Drum - "Ø" for 1" models



SUFFIX OPTIONS FOR YOUR REEL

These models are not available in direct crank models. Featuring a direct gear drive, the 1275 Series drive system is more dependable and maintenance free than a chain and sprocket. A solid steel ring gear is directly welded to the side of the disc for added rigidity and strength.

Select from the options below to substitute the "X" with.

Example: 1275-650-E-BVXX

SUFFIX	TYPE	DESCRIPTION	ADD ON LBS
A	AIR - 4 VANE	ALUMINUM BODY AIR MOTOR	8
AB	AIR - 6 VANE	CAST IRON AIR MOTOR	8
C	FRONT HAND CRANK	BEVEL GEARED CRANK	3
E	12 V DC, 1/3 HP	REVERSIBLE	13
ED	12 V DC, 1/2 HP EXP.	EXPLOSION PROOF, REVERSIBLE	26
EF	24 V DC, 1/3 HP	REVERSIBLE	13
EB	24 V DC, 1/2 HP EXP.	EXPLOSION PROOF, REVERSIBLE	26
EA	115 V AC, 1/2 HP EXP.	EXPLOSION PROOF REVERSIBLE AC RECTIFIED	26
EJ	230 V AC, 1/2 HP EXP.	EXPLOSION PROOF REVERSIBLE AC RECTIFIED	26
H	HYDRAULIC	END PORTED 9/16-18 UNF	6



ADD 4-WAY ROLLERS

4-way enclosed pinch-proof stainless steel rollers are 1 in diameter supported by powder coated steel brackets. Weight: Add 10 lbs. to reel weight.

For TOP Roller Change suffix to -BVCX
Example: 1275-6-50-C-BVCX

For BOTTOM Roller Change suffix to -BVFH
Example: 1275-6-50-C-BVFH



ADD 3-WAY ROLLERS

3-way open spool roller assembly with 1.5 chrome-plated machined steel spools & 1.5 stainless steel tubing bottom roller & powder coated steel brackets. Weight: Add 14 lbs. to reel weight.

For TOP Roller Change suffix to -BVEX
Example: 1275-6-50-C-BVEX

For BOTTOM Roller Change suffix to -BVHX
Example: 1275-6-50-C-BVHX



ADD PINLOCK TO MOTORIZED MODELS

The spring-loaded lock pin assembly is designed to lock & secure the reel, even in mobile conditions over rough terrain.

Add suffix -XXP to the end
Example: 1275-6-50-A-BVXX-XXP



ADD BEVEL CRANK HANDLE HOLSTER

Universal design mounts to either side of the reel with independent mounting holes. Features chained retaining pin to keep handle in place.

To order ask for accessory:

16704

WARNING: Cancer and reproductive Harm – See page 19 for more information – www.P65Warning.ca.gov













www.coxreels.com • 1.800.COX.REEL

AGRICULTURAL | PEST CONTROL






MOTORIZED
HAND CRANK

ACCESSORIES MOTORIZED REELS

SPEED CONTROLLERS FOR MOTORIZED MODELS

	PART NO.	MOTOR OPTIONS							
		E	EB	ED	EA	EF	EJ	A	AB
 Explosion Proof Stationary Push Button Switch For 12V D.C. applications, must be used with solenoid. Cast 3/4" N.P.T. hub inlet.	20882	•							
 Vapor Proof Junction Box Includes box cover & gasket, has three 3/4" N.P.T. hubs.	20883	•	•	•	•	•			
 General Purpose Reversing Switch For direct starting & reversing of A.C. rewind motor.	15210					•			
 Sealed Push Button Switch Weather proof, dust proof momentary contact. To be used with solenoid. 30 AMP.	20876	•	•	•		•			
 Solenoid Relay 12V D.C. for activating motor.	20877	•		•					
 Circuit Breaker 50 amp automatic reset, circuit breaker. A circuit breaker is recommended for all 12V D.C. explosion proof motors.	20878	•		•					
 Switch Box (Includes #20876, #20877, & #20878 & all parts needed to assemble the entire switch box) - Casing is powder coated crinkle black.	8281	•		•					
 Electrical Box & Switch - Installs on any DC electric motor kit. - Push button switch mounts to frame, or to 3-Way Pin Lock. - Works with all guards and accessories.	16780-12 12 VDC	•		•					
	16780-24 24 VDC		•			•			
 115/230 AC/Volt Variable Speed Controller - 10-amp fuse. - On/off push button switch. - Forward/reverse feature.	20875					•			
 115/230 AC/Volt Variable Speed Controller - 10-amp fuse. - On/off push button switch.	20874					•		•	
 115/230 AC/Volt Variable Speed Controller • 10-amp fuse. • Switch not included	20873					•		•	

SPEED CONTROLLERS FOR MOTORIZED MODELS

	PART NO.	MOTOR OPTIONS							
		E	EB	ED	EA	EF	EJ	A	AB
 12 Volt DC Electric Motor Variable Speed Controller On/off push button switch. • Relay, 50-amp circuit breaker. • Forward/reverse feature.	20872	•		•					
 12 Volt DC Electric Motor Variable Speed Controller On/off push button switch. • Relay, 50-amp circuit breaker.	20871	•		•					
 12 Volt DC Electric Motor Variable Speed Controller • Switch not included	20870	•		•					
 Control Valve Control valve for No. 4 Gast Air Motor available upon request	15212								•
 Control Valve Control valve for No. 6 Gast Air Motor available upon request	15212-1								•

DISTRIBUTORS MERCHANDISING DISPLAY

Coxreels Point of Purchase Merchandising Display is a proven "Sales Generator."

It has been tested & proven to increase sales. It's essential in demonstrating the controlled retraction of the EZ-Coil Safety line.

INCLUDES: Heavy-duty powder coated steel display rack, full color product specific hang tags, tri-fold brochures with mountable tri-fold holder & full-color display banner!

- Safe & Simple Demonstration Tool
- Creates Visual Impulse Purchases
- Mix & Match Up To Four Coxreels Models
- Durable Crinkle Black Powder-Coat Finish
- Adjustable Leveling Feet To Prevent Rocking
- Fast & Easy To Assemble
- No Additional Parts Necessary
- Offered Exclusively By Coxreels

Dimensions: 27" W x 58" H x 24" D
Weight: Aprx. 50 lbs

To get a P.O.P. display working for you, call Coxreels Customer Service Department at 1-800-269-7335 and order yours today!



 WARNING: Cancer and reproductive Harm – See page 19 for more information – www.P65Warning.ca.gov



CUSTOMIZE YOUR REEL

FROM CONCEPT TO COMPLETION



CUSTOMIZE YOUR REEL WITH COXREELS CUSTOM PRODUCTS:

Our engineering capabilities and manufacturing processes allow us to design and build top quality products for any conceivable application where reels are needed.

- Customize fluid paths/axles or create custom brackets, mounts, and accessories.
- Integrate with your specific hardware, systems, or devices.
- Modify drums, add divider disks, manipulate openings, or integrate hose handling devices.
- Combine features of various reel model lines, creating your own hybrid reel.
- Create custom retraction systems.
- Increase temperature and pressure capabilities, or multiply fluid paths.
- The possibilities are only limited by your imagination!

POWDER COAT OPTIONS*

3 digit suffix for spring driven or 4 digit suffix for hand crank & motorized models.



-BXX or -BXXX
Blue



-RXX or -RXXX
Red




-GXX or -GXXX
Gray



-KXX or -KXXX
Gloss Black



-CXX or -CXXX
Crinkle Black



-WXX or -WXXX
White



-NXX or -NXXX
Green

*Minimum quantity & or dollar amount may apply



EZ-COIL®

SAFETY REWIND SYSTEM

EZ-Coil® is a patented controlled retraction technology offered exclusively on Coxreels' Safety Series reels. EZ-Coil® retracts up to 80% slower than conventional reels, resulting in workplace safety, protection from injury & costly property damage.

NOBODY SHOULD BE WITHOUT EZ-COIL®!

	Conventional SPRING DRIVEN REELS	COXREELS' EZ-COIL
SPEED	25 ft./sec.	5 ft./sec.
WHIPPING	5-15 ft.	1 ft.
IMPACT	500 ft./lbs.	0-1 ft./lbs.

Based on an independent evaluation performed by COXREELS. Depending on certain conditions, results may vary.



SAFETY FIRST



PLEASE REVIEW ALL SAFETY INFORMATION BEFORE CHOOSING AND USING ALL EQUIPMENT

SERIOUS INJURY, DEATH AND DESTRUCTION OF PROPERTY can result from improper selection or improper use of products described in this catalog. Since COXREELS has no control over the number and variety of applications for which its products may be purchased or the conditions under which they may be used, COXREELS liability on any claim, whether in contract, tort (including negligence), or otherwise, for any loss or damage shall in no case exceed the price paid for product or any part thereof which give rise to claim. However, the general information contained herein shall allow the customer to select and assume all responsibility for product acceptability and fitness for specific applications. As always, COXREELS technical assistance and support is available for your convenience.

NOTE: All designs, specifications, and dimensional data contained in this book are subject to change without notice. No additional warranties, express or implied, including warranties of merchantability for fitness for a particular purpose, are created by the descriptions and depictions of the products on in this book.



PROP 65

In compliance of California's Proposition 65, Coxreels will be applying warning labels to all applicable products with regard to chemicals known to the state of California to cause cancer or reproductive harm.

All reels will carry the following warning.

Parts and components will carry warning labels relative to the respective materials used.

For more information see <http://www.coxreels.com/prop65.html>



WARNING

This product can expose you to chemicals including nickel, which are known to the State of California to cause cancer, and chemicals including chromium, which are known to the State of California to cause birth defects or other reproductive harm.

For more information: www.P65Warnings.ca.gov/product




www.coxreels.com • 1.800.COX.REEL

AGRICULTURAL | PEST CONTROL

INDUSTRY CATALOGS



PRODUCT CATALOGS



100 years
Coxreels
 USA made since 1923

CORPORATE HEADQUARTERS:

Tempe, Arizona USA
 P: 480.820.6396 F: 480.820.5132
 Toll Free: 800.COX.REEL
www.coxreels.com info@coxreels.com

INTERNATIONAL:

EUROPE / MIDDLE EAST / AFRICA
 P: +44 (0) 1536 464 990
 F: +44 (0) 1536 464 999
www.crireels.com sales@cireels.com

