

Electrical

PROFESSIONAL GRADE FEATURES



ADJUSTABLE SOLID RUBBER HOSE STOP
for lead length positioning

VERSATILE GUIDE ARM adjusts to wall,
floor, ceiling & vehicle mounting

HIGH QUALITY STEEL CONSTRUCTION with our
durable CPC™ powder coat finish

**HEAVY DUTY SOLID SPUN DISCS WITH
ROLLED EDGES** - not stamped, made with
first of its kind CNC robotic spinning cell

**HEAVY GAUGE POWDER COATED STEEL
COMPONENTS COVER** protecting the slip ring
& all electrical components

**ENCLOSED FACTORY TUNED AND MATCHED
CARTRIDGE-STYLE SPRING MOTOR** for safe
and easy maintenance.

Models equipped with **EZ-COIL**, Coxreels
patented safety system retracts up to 80% slower
than conventional reels


**INCLUDES 5' LEAD CABLE &
GROUNDING PLUG** - Except on less cord models

CHOICE OF ELECTRICAL ACCESSORIES



POSSIBLE FIELDS OF APPLICATION

- Electrical Contractors
- Construction Sites
- Power Tools
- Light Source
- Communication Contractors
- Manufacturing Plants
- Security
- Utility & Service Providers
- Convenience Stores



WWW.COXREELS.COM
INFO@COXREELS.COM

5865 S. ASH AVE
TEMPE, AZ 85283

800.COX.REEL
480.820.6396

#COXREELS





PC¹⁰ SERIES

- External heavy gauge CPC™ powder coated steel component cover for simple slip ring routine maintenance
- Compact & lightweight spring driven cord reel save space & facilitate workplace organization
- Choice of electrical accessory

MODEL	ACCESSORY	AWG / NO. COND.	CORD FT.	AMPS	APRX. LBS.	W x H x L
PC10-3012-A	Single receptacle	12 / 3	30	20	17	7¾ x 10½ x 10½"
PC10-3016-A	Single receptacle	16 / 3	30	13	14	7¾ x 10½ x 10½"
PC10-3012-B	Quad receptacle	12 / 3	30	20	18	7¾ x 10½ x 10½"
PC10-3016-C	Fluorescent tube	16 / 3	30	0.3	15	7¾ x 10½ x 10½"
PC10-3016-D	Fluorescent angle light	16 / 3	30	13	16	7¾ x 10½ x 10½"
PC10-3016-E	Incandescent cage light	16 / 3	30	13	14	7¾ x 10½ x 10½"
PC10-3012-F	G.F.C.I. receptacle	12 / 3	30	20	19	7¾ x 10½ x 10½"
PC10-3016-F	G.F.C.I. receptacle	16 / 3	30	13	16	7¾ x 10½ x 10½"
PC10-3012-X	Without Accessory	12 / 3	30	20	18	7¾ x 10½ x 10½"
PC10-3016-X	Without Accessory	16 / 3	30	13	14	7¾ x 10½ x 10½"




C SERIES - AIR / ELECTRIC - DUAL PURPOSE REELS

- Compact two reel assembly for air/electric applications, each reel operates independently
- Swivel Seals: NITRILE
- External fluid path with machined from solid brass 90° full-flow NPT swivel inlet
- Choice of electrical accessory

MODEL	ACCESSORY	AWG / NO. COND.	CORD FT.	TYPE	AMPS	APRX. LBS.	W x H x L
C-L350-5016-A	Single Industrial Receptacle	16 / 3	50	SJO	13	94	16 x 18½ x 17"
C-L350-5012-B	Quad Receptacle	12 / 3	50	SJO	20	97	16 x 18½ x 17"
C-L350-5016-C	Fluorescent Tube	16 / 3	50	SJTO	0.3	94	16 x 18½ x 17"
C-L350-5016-D	Fluorescent Angle	16 / 3	50	SJTO	13	94	16 x 18½ x 17"
C-L350-5016-E	Incandescent Light	16 / 3	50	SJTO	13	94	16 x 18½ x 17"
C-L350-5012-F	Duplex G.F.C.I.	12 / 3	50	SJO	13	94	16 x 18½ x 17"

CHOICE OF ELECTRICAL ACCESSORIES FOR PC10 & C



PC SERIES

- External heavy gauge CPC™ powder coated steel component cover for simple slip ring routine maintenance
- Single pedestal cord reel with space saving design facilitates workplace organization
- Choice of electrical accessory

MODEL	EZ-Coil® Safety Line	ACCESSORY	AWG / NO. COND.	CORD FT.	AMPS	APRX. LBS.	W x H x L
PC13-5012-A	EZ-PC13-5012-A	Single receptacle	12 / 3	50	20	40	8½ x 14¾ x 13½"
PC24-0012-A	EZ-PC24-0012-A	Single receptacle	12 / 3	100	20	81	10¼ x 25½ x 24"
PC13-5016-A	EZ-PC13-5016-A	Single receptacle	16 / 3	50	13	36	8½ x 14¾ x 13½"
PC24-0016-A	EZ-PC24-0016-A	Single receptacle	16 / 3	100	13	73	10¼ x 25½ x 24"
PC13-5012-B	EZ-PC13-5012-B	Quad receptacle	12 / 3	50	20	41	8½ x 14¾ x 13½"
PC24-0012-B	EZ-PC24-0012-B	Quad receptacle	12 / 3	100	20	84	10¼ x 25½ x 24"
PC13-5016-C	EZ-PC13-5016-C	Fluorescent tube	16 / 3	50	0.3	37	8½ x 14¾ x 13½"
PC24-0016-C	EZ-PC24-0016-C	Fluorescent tube	16 / 3	100	0.3	75	10¼ x 25½ x 24"
PC13-5016-D	EZ-PC13-5016-D	Fluorescent angle light	16 / 3	50	13	37	8½ x 14¾ x 13½"
PC24-0016-D	EZ-PC24-0016-D	Fluorescent angle light	16 / 3	100	12	73	10¼ x 25½ x 24"
PC13-5016-E	EZ-PC13-5016-E	Incandescent cage light	16 / 3	50	13	36	8½ x 14¾ x 13½"
PC24-0016-E	EZ-PC24-0016-E	Incandescent cage light	16 / 3	100	13	73	10¼ x 25½ x 24"
PC13-5012-F	EZ-PC13-5012-F	G.F.C.I. receptacle	12 / 3	50	13	38	8½ x 14¾ x 13½"
PC24-0012-F	EZ-PC24-0012-F	G.F.C.I. receptacle	12 / 3	100	20	83	10¼ x 25½ x 24"

CHOICE OF ELECTRICAL ACCESSORIES




1125PCL SERIES

- Drum-located slip ring assembly with easy to access cover for simple routine maintenance
- All welded steel "A" frame construction to strengthen the reel structure
- Permanently lubricated self-aligning pillow block bearings for trouble-free & smooth rotation

MODEL	MOTOR OPTION	12/3 SO.	10/3 SO	AMPS	APRX. LBS.	W x H x L
1125PCL-8	Electric Motor	250'	200'	30	35	21½ x 18½ x 17½"
1125PCL-8M	option available	250'	200'	45	35	21½ x 18½ x 17½"

CHOICE OF MOTORS



112Y SERIES

- Professional grade, compact & lightweight hand crank reels to store & maintain hose, cord, cable, wire, rope, tape, chain and
- Open drum design for no hassle hose, cord or cable wrap
- Open port for easy pass through for any type of hose, cord or cable

MODEL	CABLE I.D.			HOSE I.D.		APRX. LBS.	W x H x L
	8/3	10/3	12/3	¾"	½"		
112Y-4	40	75	150	300	50	30	12¼ x 13½ x 12"
112Y-8	80	135	300	-	100	55	15¾ x 13½ x 12"
112Y-12	150	225	-	-	150	75	20¼ x 13½ x 12"
112Y-8-CM	80	135	300	-	100	55	16¾ x 14¾ x 13"
112Y-12-CM	150	225	-	-	150	75	20¾ x 14¾ x 13"

