HOSE, CORD, & CABLE REELS

FIRE REELS

OEM FIRE APPARATUS

COXREELS SINCE 1923

COXREELS®

INDUSTRY CATALOG

FIRE APPARATUS REELS

COXREELS®

IT'S NOT JUST A LABEL, IT'S A BADGE OF HONOR

Hose, cord, and cable reels are an essential component on mobile fire fighting systems. Reels are the preferred choice for hose and cord management solution in the fire and rescue industry in wildland ARFF and Fire Apparatus Applications. The rapid uncoiling systems of hose reels with the added hose control allow the firefighters and rescue teams to quickly respond and control emergency situations in a timely and safe manner.

COXREELS manufactures the most comprehensive hose, cord, and cable reel lines for all types of fire apparatus. Our reel selection includes:

- **Water Hose Reels** for fire suppression on fire vehicles including brush trucks, initial attack vehicles (IAV), ATVs, rescue units, trailers, skid mounted units, pumpers, and tankers.
- **Electric Cord Reels** mounted in fire apparatus compartments; these reels are designed for power distribution to operate electrical equipment and power tools.
- **HRT** Dual High Pressure Hydraulic Hose Reels for rescue tools on rescue vehicles.
- **Dry Chemical Systems** Twin and Single Agent Hose Reels for systems in combination of either dry chemical agent or water and AFFF (Aqueous Film Forming Foam) for CAFS systems (Compressed Aired Foam), dry chemical systems, foam trailer units, and foam skid mounted units.
- **Breathing Air / Utility Air Hose Reels** for pure breathing air or tool air systems on emergency vehicles.
- **Portable Reels** stored in fire apparatus vehicles, to transport hose or power cord to the scene of an emergency.

Our long history as a U.S manufacturer, the deep industry knowledge we have forged throughout 90 years of craftsmanship and effective product engineering has allowed us to develop several proprietary technologies and superior unique special features that became a reference in the reeling industry for safety and maintenance management.

Our product line leads the industry through performance, technology, and innovation.

VALUE THE DIFFERENCE...

Make COXREELS your reel choice!

PROFESSIONAL GRADE FEATURES

A HIGHER LEVEL OF STANDARDS

CPC™ POWDER COAT

Our red powder coat finish is long lasting, chip resistant & rust inhibiting

BRASS SWIVEL

External fluid path, machined from solid brass, full flow, swivel for simple seal maintenance

STEEL AXLE

1" solid steel axle & lubricated bearings for extra strength & durability. Not a hollow tube & no fluid travels through it

STEEL CONSTRUCTION

High-Quality steel construction provides superior strenght and durability for heavy-duty applications in commercial and industrial settings

COMPONENT COVER

External CPC powder coated steel components cover for simple slip ring routine maintenance

EZ-COIL® SERIES

A patented safety system that retracts up to 80% slower than conventional reels

CNC SPUN DISCS

All steel rolled edges & ribbed discs for added safety, strength & durability

LOW PROFILE RISER

Low profile riser with open drum slot allows for smooth even hose wraps that will not pinch or bind your hose. **NO HUMP!**

ALL WELDED STEEL "A" FRAME

All welded steel "A" frame for strength & durability. **NOT BOLTED!**

CARTRIDGE MOTOR

Enclosed factory tuned & matched cartridge style motor for safe & easy replacement

2 YEAR WARRANTY

Coxreels proudly stands behind our reels as they are built to last!

USA MADE, QUALITY & SUPPORT

We take great pride in designing, building & supplying the world's finest reels made right here in the U.S.A.



VISIT US ONLINE

Coxreels is committed to providing our customers with the ultimate online experience as they navigate through the most complete and diverse line of hose, cord, and cable reels.

We hope that you enjoy the fresh look and feel of our updated website and find that this portal serves as a valuable resource for you!

FOLLOW US

100 SERIES

COMPACT HAND CRANK WATER HOSE REELS

112-4-75-SS
with "SS" Finish

COXREELS® 100 Series hand crank water hose reels are lightweight, compact, versatile powder coated steel reels that perform at working pressure up to 4,000 PSI. The simple and sturdy "U" shaped frame design makes this model the ideal reeling solution in tight spaces for skid mounted units in wildland applications such as ATVs and small brush trucks. This series is also available in stainless steel for non-corrosive performance in applications that require it.
All listed models are supplied less hose.

100 SERIES

LESS HOSE								
MODEL	STANDARD CAPACITY			OPTIONAL CAPACITY Reducer Required			PSI	APRX LBS.
	I.D.	O.D.	FT.	I.D.	O.D.	FT.		
112-4-75	½"	⅞"	75	⅜"	¾"	100	4,000	21
117-4-225	½"	⅞"	225	⅜"	¾"	315	4,000	31
117-4-350	½"	⅞"	350	⅜"	¾"	450	4,000	37
117-5-100	¾"	1¼"	100	½"	1"	150	4,000	35

WATER

100 SERIES :: REEL SPECIFICATIONS

STEEL REEL

- External fluid path with machined from solid brass 90° full-flow NPT swivel inlet
- Swivel Seals: NITRILE
- Professional grade, compact, and lightweight design
- Open drum design for no hassle hose wrap
- Solid one-piece, heavy gauge steel "U" shaped frame
- Adjustable tension brake to prevent "free-wheeling" during operation, transport or storage
- Direct hand crank rewind

STAINLESS STEEL REEL UPGRADE

- Non-corrosive external fluid path with machined from high quality stainless steel 90° full-flow NPT swivel inlet
- Swivel Seals: NITRILE Non-Toxic Food Grade Grease
- **"-SS"** Electro-polished stainless steel finish

SS-100 SERIES STAINLESS STEEL

LESS HOSE					
MODEL	I.D.	O.D.	FT.	PSI	APRX. LBS.
112-4-75-SS	½"	⅞"	75	4,000	21
117-4-225-SS	½"	⅞"	225	4,000	31
117-5-100-SS	¾"	1¼"	100	4,000	36

REEL DIMENSIONS

Technical Data Sheets Available On Website

MODEL	W	H	L	X	Y	M	N	Ø	Dw
112-4-75	22¾"	13"	12"	14"	6"	10"	3"	5½"	12½"
117-4-225	22¾"	18"	17"	14"	6"	10"	3"	5½"	12½"
117-4-350	28¼"	18"	17"	19½"	6"	15½"	3"	5½"	18"
117-5-100	23¼"	18"	17"	14"	6"	10"	3"	5½"	12½"
112-4-75-SS	22¾"	13"	12"	14"	6"	10"	3"	5½"	12½"
117-4-225-SS	22¾"	18"	17"	14"	6"	10"	3"	5½"	12½"
117-5-100-SS	23¼"	18"	17"	14"	6"	10"	3"	5½"	12½"
	Overall Dimensions			Base		Mounting Pattern		Drum	

WARNING: Cancer and reproductive Harm – See page 19 for more information – www.P65Warning.ca.gov

TOP REQUESTED UPGRADES & ACCESSORIES

SEE PAGE 16 FOR ADDITIONAL ACCESSORIES

ADD ROLLERS

4-way enclosed pinch-proof stainless steel rollers are 1 in diameter supported by powder coated steel brackets. Weight: Add 10 lbs. to reel weight.

ADD PINLOCK

The spring-loaded lock pin assembly is designed to lock & secure the reel, even in mobile conditions over rough terrain.

STRENGTHEN DRUM WITH BRAWNY OPTION

The Brawny feature closes the drum opening, increasing the drum strength to resist potential damage from hose constriction under increased or pulsing pressure usage.

UPGRADE TO CAPTIVE BEARING SWIVEL

Featuring heavy duty ball bearings for smooth rotation and increased side load capabilities, our captive bearing swivel options are available in several seal configurations and material choices and can be factory installed on all of our hand crank and motorized reels lines. Aso available in 304 stainless steel.

UPGRADE TO STAINLESS STEEL SWIVEL

Based on the upgraded medium pressure swivel, the stainless steel swivel is machined from solid 316 stainless steel and features increased wall thicknesses with upgraded seals and backup rings.

UPGRADE TO STAINLESS STEEL FLUID PATH

This options uses the same swivel as described in the stainless steel swivel upgrade and couples it to a upgraded 304 stainless steel plumbing axle to improve the corrosion resistance of the entire fluid path.

LOW PROFILE HAND CRANK & MOTORIZED WATER HOSE REELS

1125 SERIES

COXREELS® 1125 Series, low profile, compact, hand crank and motorized booster hose reels have the features demanded by industry professionals.
The sturdy, all welded "A" frame base and compact design is ideal for restricted spaces and also well suited to complete slip-on units for use in brush and wildland firefighting vehicles including brush pick-up trucks, IAV, ATVs, rescue units, trailers. This series is available in non-corrosive stainless steel with stainless plumbing for non-corrosive performance in applications that require it. ***All listed models are supplied less hose.***

SP-1125 Motorized Series with 4 way top roller

1125 SERIES MODELS

LESS HOSE								
MODEL	STANDARD CAP			OPTIONAL CAP. Reducer required			INLET SWIVEL & OUTLET RISER	PSI
	I.D.	O.D.	FT.	I.D.	O.D.	FT.		
1125-5-50	¾"	1¼"	50	½"	⅞"	100	¾" F NPT	3,000
1125-5-100	¾"	1¼"	100	½"	⅞"	200	¾" F NPT	3,000
1125-5-175	¾"	1¼"	175	½"	⅞"	325	¾" F NPT	3,000
1125-5-200	¾"	1¼"	200	½"	⅞"	450	¾" F NPT	3,000
1125-5-250	¾"	1¼"	250	½"	⅞"	500	¾" F NPT	3,000
1125-6-50	1"	1 7/16"	50	¾"	1¼"	75	1" F NPT	3,000
1125-6-75	1"	1 7/16"	75	¾"	1¼"	120	1" F NPT	3,000
1125-6-100	1"	1 7/16"	100	¾"	1¼"	150	1" F NPT	3,000

SS 1125 SERIES STAINLESS STEEL - Hand Crank & Motor Driven

LESS HOSE									
MODEL	STANDARD CAP			OPTIONAL CAP. Reducer required			INLET SWIVEL & OUTLET RISER	PSI	APRX. LBS.
	I.D.	O.D.	FT.	I.D.	O.D.	FT.			
1125-5-100-X	¾"	1¼"	100	½"	⅞"	200	¾" F NPT	3,000	42
1125-5-200-X	¾"	1¼"	200	½"	⅞"	450	¾" F NPT	3,000	55

Designate either SP or SS for choice of finish

MOTORIZE THE REWIND OF YOUR REEL

Featuring a direct gear drive, the 1125 Series drive ystem is more dependable and maintenance free than a chain and sprocket. A solid steel ring gear is directly welded to the side of the disc for added rigidity and strength. Choose from several motor options shown in the table below.

SEE PAGE 17 FOR ADDITIONAL MOTOR ACCESSORIES

SUFFIX	TYPE	DESCRIPTION	ADD ON APRX. LBS*
C*	FRONT HAND CRANK	BEVEL GEARED CRANK	3
E	12 V DC, ⅓ HP	REVERSABLE	13
ED	12 V DC, ½ HP EXP.	EXPLOSION PROOF, REVERSABLE	26
EF	24 V DC, ⅓ HP	REVERSABLE	13
EB	24 V DC, ½ HP EXP.	EXPLOSION PROOF, REVERSABLE	26

1125 & 1125 SS SERIES :: REEL SPECIFICATIONS

STEEL REEL SWIVEL

- Machined solid brass 90° full-flow NPT swivel
- Swivel Seals: NITRILE
  AFLAS on 1" steel model
- External 90° full-flow NPT swivel with electroless nickel plated steel inlet (1" steel models)
- All welded steel "A" frame construction for superior reel structure
- Exclusive low profile outlet riser & open drum slot design for flat smooth hose wrap
- Permanently lubricated, self-aligning pillow block bearings for trouble-free & smooth rotation
- Adjustable tension brake to prevent "free-wheeling" during operation (manual rewind / STD)
- Long-handled locking pin to secure reel from rotation during transport or storage (manual rewind / STD)
- Solid steel direct hand crank with smooth round handle

STAINLESS STEEL REEL UPGRADE

- Non-corrosive, external fluid path with machined from high quality stainless steel 90° full-flow NPT swivel inlet
- Swivel Seals: NITRILE Non-Toxic Food Grade Grease
- Choice of stainless steel finish includes:
  "-SP" Standard unpolished "as manufactured" stainless steel finish
  "-SS" Electro-polished stainless steel finish

WARNING: Cancer and reproductive Harm – See page 19 for more information – www.P65Warning.ca.gov

TOP REQUESTED UPGRADES & ACCESSORIES

SEE PAGE 16 FOR ADDITIONAL ACCESSORIES

5,000 PSI HIGH PRESSURE MODELS

Upgrade to 5000 PSI with a steel ball bearing swivel. Machined from high strength steel and nickel plated for corrosion resistance, the ball bearing swivel features maximum flow and enhanced load bearing capabilities. Swivel Seals: AFLAS



STRENGTHEN DRUM WITH BRAWNY OPTION

10 Gauge plates welded into each disc to keep them from bowing. Prevents deformations & eventual crushing of the drum that can be caused by hose pressure. The center drum has been thickened from 16GA to 14GA.

UPGRADE TO STAINLESS STEEL

STAINLESS STEEL SWIVEL / STAINLESS STEEL CAPTIVE BEARING SWIVEL: the stainless steel swivel is machined from solid 304 stainless steel for increased corrosion resistance.

STAINLESS STEEL FLUID PATH: This options uses the same swivel as described in the stainless steel swivel upgrade and couples it to a upgraded 304 stainless steel plumbing axle to improve the corrosion resistance of the entire fluid path.

ADD PINLOCK TO MOTORIZED MODELS

The spring-loaded lock pin assembly is designed to lock & secure the reel, even in mobile conditions over rough terrain.

1175 SERIES

HAND CRANK & MOTORIZED WATER & DRY CHEMICAL HOSE REELS

SS-1175 eries

COXREELS® 1175 Series, standard hand crank and motorized booster hose reels, is an industry preferred design built with a larger chassis for larger hose capacities. This series has the same great features as our 1125 Series. The sturdy, all welded "A" frame base with a low profile riser makes this reel the ideal solution for fire suppression on any firefighting vehicles including slip-on units, brush trucks, IAV, ARFF, rescue units, tankers and pumpers. This series is available in non-corrosive, stainless steel with stainless plumbing for non-corrosive performance in applications that require it. ***All listed models are supplied less hose.***

1175 SERIES - ALL REELS SUPPLIED LESS HOSE

LESS HOSE										
MODEL	STANDARD CAP			OPTIONAL CAP. Reducer required			INLET SWIVEL ASSEMBLY	OUTLET RISER	PSI	APRX. LBS.
	I.D.	O.D.	FT.	I.D.	O.D.	FT.				
1175-6-50	1"	1 7/16"	50	¾"	1¼"	100	1" F NPT 90°	1" F NPT	3,000	67
1175-6-100	1"	1 7/16"	100	¾"	1¼"	150	1" F NPT 90°	1" F NPT	3,000	70
1175-6-125	1"	1 7/16"	125	¾"	1¼"	200	1" F NPT 90°	1" F NPT	3,000	72
1175-6-135	1"	1 7/16"	135	¾"	1¼"	175	1" F NPT 90°	1" F NPT	3,000	70
1175-6-150	1"	1 7/16"	150	¾"	1¼"	250	1" F NPT 90°	1" F NPT	3,000	75
1175-6-200	1"	1 7/16"	200	¾"	1¼"	300	1" F NPT 90°	1" F NPT	3,000	83

SS 1175 SERIES STAINLESS STEEL - Hand Crank & Motor Driven

LESS HOSE									
MODEL	STANDARD CAP			OPTIONAL CAP. Reducer required			INLET SWIVEL & OUTLET RISER	PSI	APRX. LBS.
	I.D.	O.D.	FT.	I.D.	O.D.	FT.			
1175-6-100-X	1"	1 7/16"	100	¾"	1¼"	150	1" F NPT	3,000	70
1175-6-200-X	1"	1 7/16"	200	¾"	1¼"	300	1" F NPT	3,000	83

Designate either SP or SS for choice of finish

MOTORIZE THE REWIND OF YOUR REEL

Featuring a lubricated chain and a zinc plated steel sprocket, the 1175 Series drive system provides a smooth, continuous rewind on motorized reels. Choose from several motor options shown in the table below.

SEE PAGE 17 FOR ADDITIONAL MOTOR ACCESSORIES

SUFFIX	TYPE	DESCRIPTION	ADD ON APRX. LBS*
C	FRONT HAND CRANK	BEVEL GEARED CRANK	3
E	12 V DC, ⅓ HP	REVERSABLE	13
ED	12 V DC, ½ HP EXP.	EXPLOSION PROOF, REVERSABLE	26
EF	24 V DC, ⅓ HP	REVERSABLE	13
EB	24 V DC, ½ HP EXP.	EXPLOSION PROOF, REVERSABLE	26

1175 & 1175 SS SERIES :: REEL SPECIFICATIONS

STEEL REEL

- External fluid path with nickel plated steel 90° full-flow NPT swivel inlet
- Swivel Seals: AFLAS
- All welded steel "A" frame construction for superior reel structure
- Exclusive low profile outlet riser & open drum slot design for flat smooth hose wrap
- Permanently lubricated, self-aligning pillow block bearings for trouble-free & smooth rotation
- Adjustable tension brake to prevent "free-wheeling" during operation
- Long-handled locking pin to secure reel from rotation during transport or storage (manual rewind / STD)
- Solid steel, direct hand crank with smooth round handle

STAINLESS STEEL REEL UPGRADE

- Non-corrosive, external fluid path with machined from high quality stainless steel 90° full-flow NPT swivel inlet
- Swivel Seals: NITRILE Non-Toxic Food Grade Grease
- Choice of stainless steel finish includes:
  - **"-SP"** Standard unpolished "as manufactured" stainless steel finish
  - **"-SS"** Electro-polished stainless steel finish

WARNING: Cancer and reproductive Harm – See page 19 for more information – www.P65Warning.ca.gov

TOP REQUESTED UPGRADES & ACCESSORIES

SEE PAGE 16 FOR ADDITIONAL ACCESSORIES

ADD 4-WAY ROLLERS

4-way enclosed pinch-proof stainless steel rollers are 1 in diameter supported by powder coated steel brackets. Weight: Add 10 lbs. to reel weight.

ADD 3-WAY ROLLERS

3-way open spool roller assembly with 1.5 chrome-plated machined steel spools & 1.5 stainless steel tubing bottom roller & powder coated steel brackets. Weight: Add 14 lbs. to reel weight.

UPGRADE TO STAINLESS STEEL

STAINLESS STEEL CAPTIVE BEARING SWIVEL: Featuring heavy duty ball bearings for smooth rotation and increased side load capabilities, the stainless steel swivel is machined from solid 304 stainless steel for increased corrosion resistance.

STAINLESS STEEL FLUID PATH: This options uses the same swivel as described in the stainless steel captive bearing swivel upgrade and couples it to a upgraded 304 stainless steel plumbing axle to improve the corrosion resistance of the entire fluid path.

ADD PINLOCK TO MOTORIZED MODELS

The spring-loaded lock pin assembly is designed to lock & secure the reel, even in mobile conditions over rough terrain.

LARGE CAPACITY HAND CRANK & MOTORIZED WATER HOSE REELS

1185 SERIES

COXREELS® 1185 Series, large capacity, hand crank and motorized water hose reels manages large diameter hose for increased volume delivery. The sturdy all welded "A" frame base with a low profile riser makes this reel the ideal solution for foamtransfer and fire suppression applications including foam dispensing and high volume water stationary or mobile units. ***All listed models are supplied less hose.***

1185 SERIES - ALL REELS SUPPLIED LESS HOSE

LESS HOSE									
MODEL	STANDARD CAP			OPTIONAL CAP. Reducer required			INLET SWIVEL & OUTLET RISER	PSI	APRX. LBS.
	I.D.	O.D.	FT.	I.D.	O.D.	FT.			
1185-1124	1½"	2 1/16"	50	1¼"	1 13/16"	75	1½" F NPT	600	76
1185-1524	1½"	2 1/16"	75	1¼"	1 13/16"	100	1½" F NPT	600	81
1185-2020	1½"	2 1/16"	70	1¼"	1 13/16"	80	1½" F NPT	600	70
1185-2024	1½"	2 1/16"	100	1¼"	1 13/16"	125	1½" F NPT	600	94
1185-2028	1½"	2 1/16"	125	1¼"	1 13/16"	180	1½" F NPT	600	109
1185-2528	1½"	2 1/16"	150	1¼"	1 13/16"	220	1½" F NPT	600	122
1185-3324	1½"	2 1/16"	175	1¼"	1 13/16"	225	1½" F NPT	600	154
1185-3328	1½"	2 1/16"	250	1¼"	1 13/16"	325	1½" F NPT	600	169

MOTORIZE THE REWIND OF YOUR REEL

Featuring a lubricated chain and a zinc plated steel sprocket, the 1185 Series drive system provides a smooth, continuous rewind on motorized reels. Choose from several motor options shown in the table below.

SEE PAGE 17 FOR ADDITIONAL MOTOR ACCESSORIES

SUFFIX	TYPE	DESCRIPTION	ADD ON APRX. LBS*
C	FRONT HAND CRANK	BEVEL GEARED CRANK	3
E	12 V DC, 1/3 HP	REVERSABLE	13
ED	12 V DC, ½ HP EXP.	EXPLOSION PROOF, REVERSABLE	26
EF	24 V DC, 1/3 HP	REVERSABLE	13
EB	24 V DC, ½ HP EXP.	EXPLOSION PROOF, REVERSABLE	26

REEL DIMENSIONS Technical Data Sheets Available On Website

MODEL	W				H	L	X	Y	Ø	Dw
	CRANK	ELEC.	AIR / HYD.	-BUXX EQUIPPED						
1185-1124	25"	26 1/8"	23 3/8"	26 7/8"	26"	24"	17"	22 1/4"	10 1/2"	11 1/2"
1185-1524	29"	30 1/8"	27 3/8"	30 7/8"	26"	24"	21"	22 1/4"	10 1/2"	15 1/2"
1185-2020	33 1/2"	34 5/8"	31 7/8"	35 3/8"	21 5/8"	20"	25 1/2"	19 5/8"	10 1/2"	11 1/2"
1185-2024	33 1/2"	34 5/8"	31 7/8"	35 3/8"	26"	24"	25 1/2"	22 1/4"	10 1/2"	20"
1185-2028	33 1/2"	34 5/8"	31 7/8"	35 3/8"	30"	28"	25 1/2"	24 1/2"	10 1/2"	20"
1185-2528	38 1/2"	39 5/8"	36 7/8"	40 3/8"	30"	28"	30 1/2"	24 1/2"	10 1/2"	25"
1185-3324	46 1/2"	47 5/8"	44 7/8"	48 3/8"	26"	24"	38 1/2"	22 1/4"	10 1/2"	33"
1185-3328	46 1/2"	47 5/8"	44 7/8"	48 3/8"	30"	28"	38 1/2"	24 1/2"	10 1/2"	33"

Overall Dimensions — Base — Drum

1185 SERIES :: REEL SPECIFICATIONS

SWIVEL

- External fluid path with in-line electroless nickel plated steel full-flow NPT swivel inlet
- Swivel Seals: NITRILE

DESIGN & STRUCTURE

- All welded steel "A" frame construction for superior reel structure
- Exclusive low profile outlet riser & open drum slot design for flat smooth hose wrap
- Robust, lubricated horizontal surface mount bearings for easy rotation
- Adjustable tension brake to prevent "free-wheeling" during operation (manual rewind / STD)
- Long-handled locking pin to secure reel from rotation during transport or storage (manual rewind / STD)
- Reliable chain & sprocket drive on motor driven models
- Solid steel, direct hand crank with smooth round handle

WARNING: Cancer and reproductive Harm – See page 19 for more information – www.P65Warning.ca.gov

SEE PAGE 16 FOR ADDITIONAL ACCESSORIES

TOP REQUESTED UPGRADES & ACCESSORIES

ADD 4-WAY ROLLERS

4-way enclosed pinch-proof stainless steel rollers are 1 in diameter supported by powder coated steel brackets. Weight: Add 10 lbs. to reel weight.

ADD 3-WAY ROLLERS

3-way open spool roller assembly with 1.5 chrome-plated machined steel spools & 1.5 stainless steel tubing bottom roller & powder coated steel brackets. Weight: Add 14 lbs. to reel weight.

UPGRADE TO STAINLESS STEEL

STAINLESS STEEL CAPTIVE BEARING SWIVEL / STAINLESS STEEL IN-LINE SWIVEL: the stainless steel swivel is machined from solid 304 stainless steel for increased corrosion resistance.

STAINLESS STEEL FLUID PATH: This options uses the same swivel as described in the stainless steel swivel upgrade options and couples it to a upgraded 304 stainless steel plumbing axle to improve the corrosion resistance of the entire fluid path.

ADD PINLOCK TO MOTORIZED MODELS

The spring-loaded lock pin assembly is designed to lock & secure the reel, even in mobile conditions over rough terrain.

1600 SERIES

OEM HAND CRANK & MOTORIZED WATER HOSE REELS

COXREELS® 1600 Series, hand crank, and motorized water hose reels were specifically engineered with the Original Equipment Manufacturers in mind. This series is the most versatile in the marketplace, offering flexible configurations for many dimensions and hose capacities. The foot print of these reels is perfect for all OEM builders as they fit any allocated reel space in a variety of firefighting vehicles including brush trucks, IAV, rescue units, trailers, skid mounted units, ARFF, pumpers, and tankers. ***All listed models are supplied less hose.***

1660 MODEL

LESS HOSE

MODEL	Hose Cap. 1" I.D.	Optional Hose Cap. ¾" I.D.	DIMENSIONS								APRX. LBS
			DW	L	W			H	X	Y	
			DRUM WIDTH	DISC SIZE	CRANK	ELEC.	AIR/ HYD.				
1660-0820	50'	60'	8"	20"	23 7/8"	21 5/8"	20 3/8"	21 3/4"	15"	20 1/4"	54
1660-1120	75'	100'	11.5"	20"	27 3/8"	25 1/8"	23 7/8"	21 3/4"	18 1/2"	20 1/4"	60
1660-0824			8"	24"	23 7/8"	21 5/8"	20 3/8"	25 1/4"	15"	23 1/4"	67
1660-1520	100'	150'	15.5"	20"	31 3/8"	29 1/8"	27 7/8"	21 3/4"	22 1/2"	20 1/4"	68
1660-0924			9.5"	24"	35 3/8"	23 1/8"	21 7/8"	25 1/4"	16 1/2"	23 1/4"	72
1660-2220	165'	225'	20"	20"	37 7/8"	35 5/8"	34 3/8"	21 3/4"	29"	20 1/4"	89
1660-1524			15.5"	24"	31 3/8"	29 1/8"	27 7/8"	25 1/4"	22 1/2"	23 1/4"	81
1660-0928			9.5"	28"	25 3/8"	23 1/8"	21 7/8"	29 1/4"	16 1/2"	26 1/4"	85
1660-2820	200'	275'	28"	20"	43 7/8"	41 5/8"	40 3/8"	21 3/4"	35"	20 1/4"	94
1660-2024			20"	24"	35 7/8"	33 5/8"	32 3/8"	25 1/4"	27"	23 1/4"	91
1660-1128			11.5"	28"	27 3/8"	25 1/8"	23 7/8"	29 1/4"	18 1/2"	26 1/4"	88
1660- 3320	250'	375'	33"	20"	48 7/8"	46 5/8"	45 3/8"	21 3/4"	40"	20 1/4"	104
1660-2424			24"	24"	39 7/8"	37 5/8"	36 3/8"	25 1/4"	31"	23 1/4"	102
1660-1528			15.5"	28"	31 3/8"	29 1/8"	27 7/8"	29 1/4"	22 1/2"	26 1/4"	96
1660-2824	300'	450'	28"	24"	43 7/8"	41 5/8"	40 3/8"	25 1/4"	35"	23 1/4"	107
1660-3324	350'	500'	33"	24"	48 7/8"	46 5/8"	45 3/8"	25 1/4"	40"	23 1/4"	117
1660-2028			20"	28"	35 7/8"	33 5/8"	32 3/8"	29 1/4"	27"	26 1/4"	106
1660-2228	400'	550'	22"	28"	37 7/8"	35 5/8"	34 3/8"	29 1/4"	29"	26 1/4"	112
1660-2428	450'	600'	24"	28"	39 7/8"	37 5/8"	36 3/8"	29 1/4"	31"	26 1/4"	114

Featuring a lubricated chain and a zinc plated steel sprocket, the 1600 Series drive system provides a smooth, continuous rewind on motorized reels. Choose from several motor options shown in the table below.

SEE PAGE 17 FOR ADDITIONAL MOTOR ACCESSORIES

SUFFIX	TYPE	DESCRIPTION	ADD ON LBS
C	FRONT HAND CRANK	BEVEL GEARED CRANK	3
E	12 V DC, ⅓ HP	REVERSIBLE	13
ED	12 V DC, ½ HP EXP.	EXPLOSION PROOF, REVERSIBLE	26
EF	24 V DC, ⅓ HP	REVERSIBLE	13
EB	24 V DC, ½ HP EXP.	EXPLOSION PROOF, REVERSIBLE	26

WATER

1600 SERIES :: REEL SPECIFICATIONS

SWIVEL

- External fluid path with nickel plated steel 90° full-flow NPT swivel inlet
- Swivel Seals: NITRILE
- Other Available Seals: EPDM, VITON®

DESIGN & STRUCTURE

- All welded hybrid frame with added bolts
- Exclusive low profile outlet riser & open drum slot design for flat smooth hose wrap
- Permanently lubricated self-aligning pillow block bearings for trouble-free & smooth rotation
- Adjustable tension brake to prevent "free-wheeling" during operation
- (On hand crank models) Long-handled locking pin to secure reel from rotation during transport or storage
- Reliable chain & sprocket drive on motor driven models
- Solid steel direct hand crank with smooth round handle
- All metal bevel crank and gear construction

WARNING: Cancer and reproductive Harm – See page 19 for more information – www.P65Warning.ca.gov

TOP REQUESTED UPGRADES & ACCESSORIES

SEE PAGE 16 FOR ADDITIONAL ACCESSORIES

ADD ROLLERS

4-WAY ROLLERS: 4-way enclosed pinch-proof stainless steel rollers are 1 in diameter supported by powder coated steel brackets.

3-WAY ROLLERS: 3-way open spool roller assembly with 1.5 chrome-plated machined steel spools & 1.5 stainless steel tubing bottom roller & powder coated steel brackets.

UPGRADE TO STAINLESS STEEL

STAINLESS STEEL CAPTIVE BEARING SWIVEL: Featuring heavy duty ball bearings for smooth rotation and increased side load capabilities, the stainless steel swivel is machined from solid 304 stainless steel for increased corrosion resistance.

STAINLESS STEEL FLUID PATH: This options uses the same swivel as described in the stainless steel swivel upgrade and couples it to a upgraded 304 stainless steel plumbing axle to improve the corrosion resistance of the entire fluid path.

ADD UNIVERSAL ROLLERS

4-WAY ROLLERS: 4-way enclosed pinch-proof stainless steel rollers are 1" in diameter.

3-WAY ROLLERS: 3-way open spool roller assembly with 1.5" chrome-plated machined steel spools and 1.5" stainless steel bottom roller.

Rollers mounted on universal bracket with 4 various positions 0°, 30°, 60°, 90°. Made from steel, powder coat black.

IDLER GEARS AVAILABLE

Reduce drum speed & increase torque. Available in three sizes : 1:2 ratio, 1:3 ratio, and 1:4 ratio, they are factory installed on the motor kits.

1600 SERIES

COXREELS® 1600 Series, hand crank and motorized water hose reels were specifically engineered with the Original Equipment Manufacturers in mind. This Series is the most versatile in the marketplace offering flexible configurations for many dimensions and hose capacities. The foot print of these reels is a delight for all truck builders as they fit any allocated reel space in a variety of firefighting vehicles, including pumpers and tankers. ***All listed models are supplied less hose.***

1680 MODEL

LESS HOSE

MODEL	Hose Cap. 1½" I.D.	Optional Hose Cap. ¼" I.D.	DIMENSIONS								APRX. LBS
			DW	L	W			H	X	Y	
			DRUM WIDTH	DISC SIZE	CRANK	ELEC.	AIR/ HYD.				
1680-1520	50'	55'	15.5"	20"	28⅞"	29⅛"	27⅞"	21¾"	22½"	20¼"	68
1680-1124			11.5"	24"	21⅜"	21⅝"	20⅜"	29¼"	15"	26¼"	73
1680-0828			8"	28"	24⅞"	25⅛"	23⅞"	25¼"	18½"	23¼"	82
1680-2220	70'	85'	20"	20"	35⅜"	35⅝"	34⅜"	21¾"	29"	20¼"	82
1680-1324			13.5"	24"	26⅞"	27⅛"	25⅞"	25¼"	20½"	23¼"	77
1680-0928			9.5"	28"	22⅞"	23⅛"	21⅞"	29¼"	16½"	26¼"	84
1680-1524	85'	100'	15.5"	24"	28⅞"	29⅛"	27⅞"	25¼"	22½"	23¼"	81
1680-1128			11.5"	28"	24⅞"	25⅛"	23⅞"	29¼"	18½"	26¼"	88
1680-2024	100'	130'	20"	24"	33⅜"	33⅝"	32⅜"	25¼"	27"	23¼"	91
1680-1328			13.5"	28"	26⅞"	27⅛"	25⅞"	29¼"	20½"	26¼"	92
1680-2224	125'	145'	22"	24"	35⅜"	35⅝"	34⅜"	25¼"	29"	23¼"	95
1680-1528			15.5"	28"	28⅞"	29⅛"	27⅞"	29¼"	22½"	26¼"	96
1680-2028	150'	175'	20"	28"	33⅜"	33⅝"	32⅜"	29¼"	35"	23¼"	106
1680-2824			28"	24"	41⅜"	41⅝"	40⅜"	25¼"	27"	26¼"	107
1680-3324	200'	200'	33"	24"	46⅜"	46⅝"	45⅜"	25¼"	40"	23¼"	117
1680-2428			24"	28"	37⅜"	37⅝"	36⅜"	29¼"	31"	26¼"	114
1680-3328	275'	350'	33"	28"	46⅜"	46⅝"	45⅜"	29¼"	40"	26¼"	132

Featuring a lubricated chain and a zinc plated steel sprocket, the 1600 Series drive system provides a smooth, continuous rewind on motorized reels. Choose from several motor options shown in the table below.

SEE PAGE 17 FOR ADDITIONAL MOTOR ACCESSORIES

SUFFIX	TYPE	DESCRIPTION	ADD ON LBS
C	FRONT HAND CRANK	BEVEL GEARED CRANK	3
E	12 V DC, ⅓ HP	REVERSIBLE	13
ED	12 V DC, ½ HP EXP.	EXPLOSION PROOF, REVERSIBLE	26
EF	24 V DC, ⅓ HP	REVERSIBLE	13
EB	24 V DC, ½ HP EXP.	EXPLOSION PROOF, REVERSIBLE	26

1600 SERIES :: REEL SPECIFICATIONS

SWIVEL

- External fluid path with nickel plated steel in-line full-flow NPT swivel inlet
- Swivel Seals: NITRILE
- Other Available Seals: EPDM, VITON®

DESIGN & STRUCTURE

- All welded hybrid frame with added bolts
- Exclusive low profile outlet riser & open drum slot design for flat smooth hose wrap
- Permanently lubricated self-aligning pillow block bearings for trouble-free & smooth rotation
- Adjustable tension brake to prevent "free-wheeling" during operation
- (On hand crank models) Long-handled locking pin to secure reel from rotation during transport or storage
- Reliable chain & sprocket drive on motor driven models
- Solid steel direct hand crank with smooth round handle
- All metal bevel crank and gear construction

WARNING: Cancer and reproductive Harm – See page 19 for more information – www.P65Warning.ca.gov

TOP REQUESTED UPGRADES & ACCESSORIES

SEE PAGE 16 FOR ADDITIONAL ACCESSORIES

ADD ROLLERS

4-WAY ROLLERS: 4-way enclosed pinch-proof stainless steel rollers are 1 in diameter supported by powder coated steel brackets.

3-WAY ROLLERS: 3-way open spool roller assembly with 1.5 chrome-plated machined steel spools & 1.5 stainless steel tubing bottom roller & powder coated steel brackets.

ADD UNIVERSAL ROLLERS

4-WAY ROLLERS: 4-way enclosed pinch-proof stainless steel rollers are 1" in diameter.

3-WAY ROLLERS: 3-way open spool roller assembly with 1.5" chrome-plated machined steel spools and 1.5" stainless steel bottom roller.

Rollers mounted on universal bracket with 4 various positions 0°, 30°, 60°, 90°. Made from steel, powder coat black.

UPGRADE TO STAINLESS STEEL

STAINLESS STEEL CAPTIVE BEARING SWIVEL: Featuring heavy duty ball bearings for smooth rotation and increased side load capabilities, the stainless steel swivel is machined from solid 304 stainless steel for increased corrosion resistance.

STAINLESS STEEL FLUID PATH: This options uses the same swivel as described in the stainless steel swivel upgrade and couples it to a upgraded 304 stainless steel plumbing axle to improve the corrosion resistance of the entire fluid path.

IDLER GEARS AVAILABLE

Reduce drum speed & increase torque. Available in three sizes : 1:2 ratio, 1:3 ratio, and 1:4 ratio, they are factory installed on the motor kits.

1275 SERIES

DRY CHEMICAL MOTORIZED HOSE REELS

COXREELS® 1275 Series, dry chemical motorized hose reels are designed for dual hose applications. This series manages hoses for dry chemical and water based AFFF (Aqueous Film Forming Foam) fluids. The sturdy all welded "A" frame base with low profile outlet risers makes this reel the ideal solution for stationary or mobile units, ARFF, dry chemical systems, foam trailer units, and foam skid mounted units. ***All listed models are supplied less hose.***

1275 SERIES

LESS HOSE									
MODEL	STANDARD CAP			OPTIONAL CAP. Reducer required			INLET SWIVEL & OUTLET RISER	PSI	APRX. LBS.
	I.D.	O.D.	FT.	I.D.	O.D.	FT.			
1275-6-50-X	1"	1 7/16"	2/50	¾"	1¼"	2/60	1" F NPT	3,000	63
1275-6-75-X	1"	1 7/16"	2/75	¾"	1¼"	2/110	1" F NPT	3,000	68
1275-6-100-X	1"	1 7/16"	2/100	¾"	1¼"	2/155	1" F NPT	3,000	74
1275-6-150-X	1"	1 7/16"	2/150	¾"	1¼"	2/200	1" F NPT	3,000	88

1275 SERIES :: REEL SPECIFICATIONS

SWIVEL

- Two external fluid paths with electroless nickel plated steel swivel inlets (one on each side of the reel)
- Swivel Seals: NITRILE
- Swivel O-ring seals supported by Teflon spacers

DESIGN & STRUCTURE

- All welded steel "A" frame construction for superior reel structure
- Two low profile outlet risers & open drum slot design for dual hose applications
- Permanently lubricated self-aligning pillow block bearings for trouble-free & smooth rotation
- Reliable direct gear drive on motor driven models - **NO CHAIN**
- Bevel gear hand crank with removable handle for compact storage
- See Motor Options Chart

SUFFIX OPTIONS FOR YOUR REEL

These models are not available in direct crank models. Featuring a direct gear drive, the 1275 Series drive system is more dependable and maintenance free than a chain and sprocket. A solid steel ring gear is directly welded to the side of the disc for added rigidity and strength. Select from the options below to substitute the "X" with.

SEE PAGE 17 FOR ADDITIONAL MOTOR ACCESSORIES

SUFFIX	TYPE	DESCRIPTION	ADD ON LBS
C	FRONT HAND CRANK	BEVEL GEARED CRANK	3
E	12 V DC, ⅓ HP	REVERSIBLE	13
ED	12 V DC, ½ HP EXP.	EXPLOSION PROOF, REVERSIBLE	26
EF	24 V DC, ⅓ HP	REVERSIBLE	13
EB	24 V DC, ½ HP EXP.	EXPLOSION PROOF, REVERSIBLE	26

REEL DIMENSIONS

Technical Data Sheets Available On Website

MODEL	W			H		L	X	Y		Ø	Dw
	CRANK	ELEC.	AIR / HYD.	CRANK	ELEC.			CRANK	ELEC.		
1275-6-50-X	29"	30 5/8"	27 3/4"	22 7/8"	22 7/8"	20"	19"	18 7/8"	18 7/8"	10 1/2"	13 1/2"
1275-6-75-X	29"	30 5/8"	27 3/4"	26 1/8"	26 1/8"	24"	19"	20 3/8"	20 3/8"	10 1/2"	13 1/2"
1275-6-100-X	35 5/8"	37"	34 1/4"	26 1/8"	26 1/8"	24"	25 1/2"	20 3/8"	20 3/8"	10 1/2"	20"
1275-6-150-X	35 5/8"	37"	34 1/4"	30 1/16"	30 1/16"	28"	25 1/2"	22 9/16"	22 9/16"	10 1/2"	20"
	Overall Dimensions						Base			Drum	

⚠ WARNING: Cancer and reproductive Harm – See page 19 for more information – www.P65Warning.ca.gov

TOP REQUESTED UPGRADES & ACCESSORIES

SEE PAGE 16 FOR ADDITIONAL ACCESSORIES

ADD 4-WAY ROLLERS

4-way enclosed pinch-proof stainless steel rollers are 1 in diameter supported by powder coated steel brackets. Weight: Add 10 lbs. to reel weight.

ADD 3-WAY ROLLERS

3-way open spool roller assembly with 1.5 chrome-plated machined steel spools & 1.5 stainless steel tubing bottom roller & powder coated steel brackets. Weight: Add 14 lbs. to reel weight.

UPGRADE TO STAINLESS STEEL

STAINLESS STEEL SWIVEL / STAINLESS STEEL CAPTIVE BEARING SWIVEL: the stainless steel swivel is machined from solid 304 stainless steel for increased corrosion resistance.

STAINLESS STEEL FLUID PATH: This options uses the same swivel as described in the stainless steel swivel upgrade and couples it to a upgraded 304 stainless steel plumbing axle to improve the corrosion resistance of the entire fluid path.

ADD PINLOCK TO MOTORIZED MODELS

The spring-loaded lock pin assembly is designed to lock & secure the reel, even in mobile conditions over rough terrain.

1125PC SERIES

COXREELS® 1125PCL Series, hand crank, and motorized power cord reels feature the industry preferred design including a drum-located, easy to access slip ring assembly for simple routine maintenance and a sturdy all welded "A" frame built to efficiently handle the most demanding of tasks. Mounted in cabinets, these reels are designed for power distribution to operate electrical equipment and power tools on all fire vehicles. ***All listed models are supplied less cord.***

1125PC SERIES - ALL REELS SUPPLIED LESS CORD

		REEL STORAGE CAPACITY: CORD / O.D. (IN)									
MODEL	CORD GRIP RANGE (IN)	12/3† (.60 O.D)	10/3† (.66 O.D)	8/3†† (.70 O.D)	12/4† (.65 O.D)	10/4† (.72 O.D)	8/4†† (.78 O.D)	VOLTS	SLIP RING AMPS	SLIP RING # POLES	APRX. LBS.
1125PCL-8312	.50-.63	250'	-	-	-	-	-	600	30	3	35
1125PCL-8	.63-.75	-	200'	175'	-	-	-	600	30	3	35
1125PCL-8M	.63-.75	-	200'	175'	-	-	-	600	45	3	35
1125PCL-8410	.63-.75	-	-	-	225'	175'	-	600	30†††	4	35
1125PCL-8410M	.63-.75	-	-	-	-	175'	-	600	40†††	4	35
1125PCL-8408M	.75-.85	-	-	-	-	-	125'	600	40†††	4	35

† SOOW
†† SEOOW
††† De-rate by 20% if energizing more than 3 poles

MOTORIZE THE REWIND OF YOUR REEL

Featuring a direct gear drive, the 1125PC Series drive ystem is more dependable and maintenance free than a chain and sprocket. A solid steel ring gear is directly welded to the side of the disc for added rigidity and strength. Choose from several motor options shown in the table below.

SEE PAGE 17 FOR ADDITIONAL MOTOR ACCESSORIES

SUFFIX	TYPE	DESCRIPTION	ADD ON LBS
C	FRONT HAND CRANK	BEVEL GEARED CRANK	3
E	12 V DC, ⅓ HP	REVERSIBLE	13
ED	12 V DC, ½ HP EXP.	EXPLOSION PROOF, REVERSIBLE	26
EF	24 V DC, ⅓ HP	REVERSIBLE	13
EB	24 V DC, ½ HP EXP.	EXPLOSION PROOF, REVERSIBLE	26

REEL DIMENSIONS Technical Data Sheets Available On Website

SIZE INDEX	W					H		L	X	Y		Ø	Dw
	CRANK	EXP. PROOF	12V DC MOTOR	AIR	HYD.	CRANK	MOTOR			CRANK	MOTOR		
ALL	21⅞"	21⅝"	19⅞"	19¼"	18⅞"	18½"	19³⁄₁₆"	17½"	13⅜"	15¼"	16"	8½"	8"
	Overall Dimensions									Base		Drum	

END USER CAUTION STATEMENTS

- Cord AWG, length, insulation rating, as well as single or multi-phase electrical service must be considered in determining the power rating for each reel. End use application must not exceed the lowest rated component (reel or cord). End user is responsible for determining and ensuring compliance to national and local codes as required.
- Disconnect power source from reel while unspooling / spooling cord.
- Cord should be completely unspooled from the reel when energized. Otherwise follow NEC ampacity derating factors in 310.15(B)(3)(a) where "# current carrying conductors in the service cord" X "#cord layers on the reel" = "# current carrying conductors" in a raceway. Apply the appropriate derating factor to the cord ampacity listed in 310.15(B)(16).

1125PCL SERIES :: REEL SPECIFICATIONS

SLIP RING

- Drum-located slip ring assembly with easy to access cover for simple routine maintenance
- Available with 3-pole (30 Amp or 45 Amp) or 4-pole (30 Amp or 40 Amp) slip ring configurations - each rated at 600V (see chart).

DESIGN & STRUCTURE

- All welded steel "A" frame construction to strengthen the reel structure
- Narrow width for convenient installation in restricted spaces
- Permanently lubricated self-aligning pillow block bearings for trouble-free & smooth rotation
- 3/4" trade size single gang outlet box for external access to lead connections.
- "Cable Keeper" to prevent the lead cable from whipping or twisting
- Adjustable tension brake to prevent "free-wheeling" during operation
- Long-handled locking pin to secure reel from rotation during transport or storage
- Reliable direct gear drive on motor driven models - **NO CHAIN**
- Solid steel direct hand crank with smooth round handle

WARNING: Cancer and reproductive Harm – See page 19 for more information – www.P65Warning.ca.gov

TOP REQUESTED UPGRADES & ACCESSORIES

SEE PAGE 16 FOR ADDITIONAL ACCESSORIES

ADD ROLLERS

4-WAY ROLLERS: 4-way enclosed pinch-proof stainless steel rollers are 1 in diameter supported by powder coated steel brackets.

3-WAY ROLLERS: 3-way open spool roller assembly with 1.5 chrome-plated machined steel spools & 1.5 stainless steel tubing bottom roller & powder coated steel brackets.

ADD PINLOCK TO MOTORIZED MODELS

The spring-loaded lock pin assembly is designed to lock & secure the reel, even in mobile conditions over rough terrain.

PC10 SERIES — COMPACT SPRING DRIVEN POWER CORD & LIGHT REELS

COXREELS® PC10 Series spring driven power cord Series is a unique compact model. This ground-breaking design sets a new bar as the ideal cord management solution capable of fulfilling any fire apparatus application where space is limited. The condensed mounting patterns and small foot print make this reel the perfect fit for compartment mounting to power electrical equipment and tools on fast attack and rescue units.

PC10 SERIES :: REEL SPECIFICATIONS

UL Listed† :: Accessories only

SLIP RING

- External, heavy gauge CPC™ powder coated steel components cover for simple slip ring routine maintenance
- Electrical current runs through a 25AMP / 120V rated slip ring
- Include 5' lead cable & grounding plug (except on less cord models)

DESIGN & STRUCTURE

- Selection of electrical accessories
- Compact & lightweight spring driven cord reel save space & facilitate workplace organization
- CoxComposite™ grommet with continuous radius design that does not pinch or catch the cord during operation
- Solid, one-piece, 12GA steel base & support post for maximum stability
- ½" solid steel axle & lubricated precision bearings for smooth rotation
- Enclosed factory tuned & matched cartridge-style spring motor
- Non-corrosive CoxComposite™ ratchet hub with self lubricating bronze bearings secures cord at desired length

PC10 SERIES

Receptacle End — Plug End

CORD									
MODEL	ACCESSORY	INLET OUTLET	AWG / NO COND.	CORD FT.	TYPE	VOLTS	AMPS	APRX. LBS.	SIZE INDEX
FOR INDOOR USE ONLY!	All models rated at 115 volts, 60 hz single phase only.								
PC10-3016-A†	Single Industrial Receptacle†		16 / 3	30	SJO	115	13	14	1
PC10-3012-A†	Single Industrial Receptacle†		12 / 3	30	SJO	115	20	17	1
PC10-3012-B†	Quad "4 Plug" Industrial Receptacle†		12 / 3	30	SJO	115	20	18	1
PC10-3016-F†	Duplex G.F.C.I. Metal Industrial Receptacle†		16 / 3	30	SJO	115	13	16	1
PC10-3012-F†			12 / 3	30	SJO	115	20	19	1
PC10-3016-X	With Cord, Less Accessory		16 / 3	30	SJO	300	13	14	1
PC10-3012-X			12 / 3	30	SJO	300	20	18	1
PC10-3016-4	With Cord, Less Accessory		16 / 4	30	SJO	300	10	14	1
PC10L-3016	Less Cord, Less Accessory		16 / 3	30*	SJO	300	25	11	1
PC10L-3012			12 / 3	30*	SJO	300	25	11	1

REEL DIMENSIONS

Technical Data Sheets Available On Website

SIZE INDEX	W	H	L	X	Y	M	N
1	7⅜"	10⅝"	10½"	4⅝"	8⅜"	2½"	6"
	Overall Dimensions			Base		Mounting Pattern	

END USER CAUTION STATEMENTS

- Cord AWG, length, insulation rating, as well as single or multi-phase electrical service must be considered in determining the power rating for each reel. End use application must not exceed the lowest rated component (reel or cord). End user is responsible for determining and ensuring compliance to national and local codes as required.
- Disconnect power source from reel while unspooling / spooling cord.
- Cord should be completely unspooled from the reel when energized. Otherwise follow NEC ampacity derating factors in 310.15(B)(3)(a) where "# current carrying conductors in the service cord" X "#cord layers on the reel" = "# current carrying conductors" in a raceway. Apply the appropriate derating factor to the cord ampacity listed in 310.15(B)(16).

WARNING: Cancer and reproductive Harm – See page 19 for more information – www.P65Warning.ca.gov

TOP REQUESTED UPGRADES & ACCESSORIES

SEE PAGE 16 FOR ADDITIONAL ACCESSORIES

UPGRADE YOUR LEAD CABLE

Upgrade the reach of your reel by requesting a 10' lead cable instead of the standard 5'.

ORDER LIGHT MODELS

- **-E SUFFIX:** Caged drop light with tool tap plug.
- **-H SUFFIX:** Industrial duty LED light 6X 3W HO
- **-K SUFFIX:** Industrial duty LED light 12X 1W SMD
- **-M SUFFIX:** Industrial duty LED light 8W COB

COXREELS® Air Series hand crank and motorized hose reels come equipped with stainless steel air path and stainless steel swivels with non-toxic, food grade grease, ensuring clean, non-contaminated, safe and reliable transfer of breathing air and utility air. This series is perfect for both low pressure and high pressure breathing air and utility air systems on emergency vehicles including EMS vehicles, and rescue units. ***All listed models are supplied less hose.***

1125-E Breathing Air

1125 Utility Air

1125 BREATHING AIR SERIES

LESS HOSE

MODEL	STANDARD CAP			OPTIONAL CAP. Reducer required			INLET SWIVEL & OUTLET RISER	PSI	APRX. LBS.
	I.D.	O.D.	FT.	I.D.	O.D.	FT.			
1125P-4-6	½"	⅞"	100	⅜"	¾"	140	½" F NPT	6,000	36
1125P-4-8	½"	⅞"	150	⅜"	¾"	200	½" F NPT	6,000	37
1125P-4-12	½"	⅞"	200	⅜"	¾"	300	½" F NPT	6,000	39

1125 UTILITY AIR SERIES

LESS HOSE

MODEL	STANDARD CAP			OPTIONAL CAP. Reducer required			INLET SWIVEL & OUTLET RISER	PSI	APRX. LBS.
	I.D.	O.D.	FT.	I.D.	O.D.	FT.			
1125-4-100	½"	⅞"	100	⅜"	¾"	140	½" F NPT	3,000	36
1125-4-200	½"	⅞"	200	⅜"	¾"	300	½" F NPT	3,000	39
1125-4-325	½"	⅞"	325	⅜"	¾"	450	½" F NPT	3,000	48
1125-4-450	½"	⅞"	450	⅜"	¾"	625	½" F NPT	3,000	52
1125-4-500	½"	⅞"	500	⅜"	¾"	700	½" F NPT	3,000	58

MOTORIZE THE REWIND OF YOUR REEL

Featuring a direct gear drive, the 1125 Series drive ystem is more dependable and maintenance free than a chain and sprocket. A solid steel ring gear is directly welded to the side of the disc for added rigidity and strength. Choose from several motor options shown in the table below.

SEE PAGE 17 FOR ADDITIONAL MOTOR ACCESSORIES

SUFFIX	TYPE	DESCRIPTION	ADD ON LBS
C	FRONT HAND CRANK	BEVEL GEARED CRANK	3
E	12 V DC, ⅓ HP	REVERSIBLE	13
ED	12 V DC, ½ HP EXP.	EXPLOSION PROOF, REVERSIBLE	26
EF	24 V DC, ⅓ HP	REVERSIBLE	13

REEL DIMENSIONS

Technical Data Sheets Available On Website

MODEL	W		H		L	X	Y		M	N	Ø	Dw
	CRANK / ELEC / SPRING	AIR / HYD.	CRANK / SPRING	MOTOR			CRANK / SPRING	MOTOR				
1125P-4-6	19¾"	17"	18⅝"	19¼"	17⅝"	11⅜"	15⅜"	16"	9⁷⁄₁₆"	10"	6¼"	6"
1125P-4-8	21¾"	19"	18⅝"	19¼"	17⅝"	13⅜"	15⅜"	16"	11⁷⁄₁₆"	10"	6¼"	8"
1125P-4-12	25¾"	23"	18⅝"	19¼"	17⅝"	17⅜"	15⅜"	16"	15⁷⁄₁₆"	10"	6¼"	12"
1125-4-100	19½"	17"	18¾"	19¼"	17⅝"	11⅜"	15⅜"	16"	9⁷⁄₁₆"	10"	6¼"	6"
1125-4-200	25½"	23"	18¾"	19¼"	17⅝"	17⅜"	15⅜"	16"	15⁷⁄₁₆"	10"	6¼"	12"
1125-4-325	31½"	29"	18¾"	19¼"	17⅝"	23⅜"	15⅜"	16"	21⁷⁄₁₆"	10"	6¼"	18"
1125-4-450	37½"	35"	18¾"	19¼"	17⅝"	29⅜"	15⅜"	16"	27⁷⁄₁₆"	10"	6¼"	24"
1125-4-500	41½"	39"	18¾"	19¼"	17⅝"	33⅜"	15⅜"	16"	31⁷⁄₁₆"	10"	6¼"	28"

Overall Dimensions — Base — Mounting Pattern — Drum

AIR SERIES :: REEL SPECIFICATIONS

SWIVEL

BREATHING AIR

- Non-corrosive, stainless steel air/fluid path with machined from high quality stainless steel 90° full-flow NPT swivel inlet
- Swivel Seals: NITRILE Non-Toxic Food Grade Grease

UTILITY AIR

- External fluid path with machined solid brass 90° full-flow NPT swivel (Nickel plated steel swivel on 1" models)
- Swivel Seals: NITRILE

DESIGN & STRUCTURE

- Safely store respiratory or utility air hose lines for low or high pressure breathing air systems or tool applications
- Safely store any hose requiring sanitized & non-contaminated fluid transfer application
- All welded steel "A" frame construction for superior reel structure
- Exclusive, low profile outlet riser & open drum slot design for flat smooth hose wrap
- Permanently lubricated self-aligning pillow block bearings for trouble-free & smooth rotation
- Adjustable tension brake to prevent "free-wheeling" during operation (manual rewind / STD)
- Long-handled locking pin to secure reel from rotation during transport or storage (manual rewind / STD)
- Reliable, direct gear drive on motor driven models providing quiet & smooth retraction - **NO CHAIN**
- Solid steel, direct hand crank with smooth round handle
- See Motor Options Chart

WARNING: Cancer and reproductive Harm – See page 19 for more information – www.P65Warning.ca.gov

TOP REQUESTED UPGRADES & ACCESSORIES

SEE PAGE 16 FOR ADDITIONAL ACCESSORIES

ADD ROLLERS

4-WAY ROLLERS: 4-way enclosed pinch-proof stainless steel rollers are 1 in diameter supported by powder coated steel brackets.

3-WAY ROLLERS: 3-way open spool roller assembly with 1.5 chrome-plated machined steel spools & 1.5 stainless steel tubing bottom roller & powder coated steel brackets.

ADD PINLOCK TO MOTORIZED MODELS

The spring-loaded lock pin assembly is designed to lock & secure the reel, even in mobile conditions over rough terrain.

1275HP SERIES

HYDRAULIC RESCUE HAND CRANK & MOTORIZED HOSE REELS

COXREELS® 1275HP Series, dual hydraulic rescue hose reels are designed for dual hydraulic emergency rescue systems and high pressure hydraulic rescue tools with working pressure of 10,000 PSI. This reel is the ideal solution for rescue units, stationary, or mobile rescue systems.
All listed models are supplied less hose.

1275HP SERIES

10,000 psi - two 1/4" 90° inlets. These reels are an essential component to operate hydraulic tools requiring 10,000 psi can be easily managed safely for efficient use in emergency situations.

LESS HOSE								SIZE INDEX
MODEL	DESCRIPTION	INLET	OUTLET	CAPACITY 1/4" I.D.	CAPACITY 3/8" I.D.	PSI	APRX. LBS	
1275HPL-4-8-C	Geared Crank	1/4"	1/2"	135'	85'	10,000*	43	**1**
1275HPL-4-8-E	Electric Motor	1/4"	1/2"	135'	85'	10,000*	68	**1**
1275HPL-4-12-C	Geared Crank	1/4"	1/2"	200'	125'	10,000*	45	**2**
1275HPL-4-12-E	Electric Motor	1/4"	1/2"	200'	125'	10,000*	70	**2**

REEL DIMENSIONS

Technical Data Sheets Available On Website

MODEL	W			H		L	X	Y		M	N	Ø	Dw
	CRANK / SPRING	ELEC.	AIR	CRANK / SPRING	ELEC.			CRANK / SPRING	ELEC.				
1275HPL-4-8-C	17 1/2"	20 1/4"	19 1/4"	18 5/8"	19 1/8"	17 5/8"	13 3/8"	15 3/8"	16"	11 7/16"	10"	6 1/4"	8"
1275HPL-4-8-E	17 1/2"	20 1/4"	19 1/4"	18 5/8"	19 1/8"	17 5/8"	13 3/8"	15 3/8"	16"	11 7/16"	10"	6 1/4"	8"
1275HPL-4-12-C	21 1/2"	24 1/4"	23 1/4"	18 5/8"	19 1/8"	17 5/8"	17 3/8"	15 3/8"	16"	15 7/16"	10"	6 1/4"	12"
1275HPL-4-12-E	21 1/2"	24 1/4"	23 1/4"	18 5/8"	19 1/8"	17 5/8"	17 3/8"	15 3/8"	16"	15 7/16"	10"	6 1/4"	12"
	Overall Dimensions						Base			Mounting Pattern		Drum	

1275HP Series

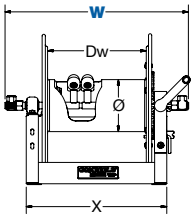

1275 Series - Motorized

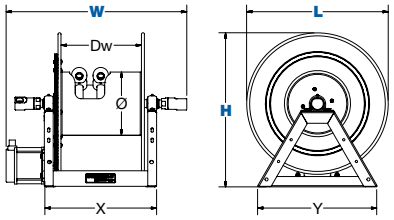

1275HP SERIES :: REEL SPECIFICATIONS

SWIVEL

- Two high pressure 90° full-flow melanized steel 1/4" swivel inlets
- Swivel Seals: VITON®

DESIGN & STRUCTURE

- Designed for dual hydraulic emergency rescue systems & other high pressure hydraulic tools
- Sturdy, all welded steel "A" frame, not bolted to strengthen the reel structure
- Two low profile outlet risers & open drum slot design for flat smooth hose wrap (must specify the type of outlets, see outlet options)
- Reliable, direct gear drive on motor driven models **- NO CHAIN**
- Bevel gear hand crank with removable handle for compact storage
- See Motor Options Chart

WARNING: Cancer and reproductive Harm – See page 19 for more information – www.P65Warning.ca.gov

TOP REQUESTED UPGRADES & ACCESSORIES

SEE PAGE 16 FOR ADDITIONAL ACCESSORIES

ADD 4-WAY ROLLERS

4-way enclosed pinch-proof stainless steel rollers are 1 in diameter supported by powder coated steel brackets. Weight: Add 10 lbs. to reel weight.

ADD 3-WAY ROLLERS

3-way open spool roller assembly with 1.5 chrome-plated machined steel spools & 1.5 stainless steel tubing bottom roller & powder coated steel brackets. Weight: Add 14 lbs. to reel weight.

ADD PINLOCK TO MOTORIZED MODELS

The spring-loaded lock pin assembly is designed to lock & secure the reel, even in mobile conditions over rough terrain.

112Y SERIES

COXREELS® 112Y Series portable hand crank reels are lightweight, compact, versatile reels to store and maintain hoses or cords. The standard 112Y reels feature a sturdy "U" shaped frame for storage only. The 112Y-CM has a one-piece 1" steel tube frame structure and is portable. Stored in fire vehicles, this Series allow firefighters to transport hose or power cord reels on any fire apparatus.
All listed models are supplied less hose and less cord.

112Y SERIES MODELS

LESS HOSE								
MODEL	CABLE I.D.*				HOSE I.D.		PSI	APRX. LBS.
	8/3	10/3	12/3	16/3	3/8"	1/2"		
112Y-4	40	75	150	300	50	30	4,000	10
112Y-8	80	135	300	*	100	55	4,000	14
112Y-12	150	225	*	*	150	75	4,000	20

*Cable length based on SJ cord type

112Y-CM SERIES MODELS - CADDY MOUNT

LESS HOSE								
MODEL	CABLE I.D.*				HOSE I.D.		PSI	APRX. LBS.
	8/3	10/3	12/3	16/3	3/8"	1/2"		
112Y-8-CM	80	135	300	*	100	55	4,000	13
112Y-12-CM	150	225	*	*	150	75	4,000	19

*Cable length based on SJ cord type

REEL DIMENSIONS

Technical Data Sheets Available On Website

SIZE INDEX	W	H	L	X	Y	M	N	Ø	Dw
112Y-4	12 1/4"	13 1/8"	12"	6"	6"	4"	3"	5 1/2"	4 1/2"
112Y-8	15 3/4"	13 1/8"	12"	9 1/2"	6"	5 1/2"	3"	5 1/2"	8"
112Y-12	20 1/4"	13 1/8"	12"	14"	6"	10"	3"	5 1/2"	12 1/2"
112Y-8-CM	16 3/8"	14 3/4"	13"	11 1/2"	10 5/8"	10 1/2"	5 1/4"	5 1/2"	8"
112Y-12-CM	20 7/8"	14 3/4"	13"	16°	10 5/8"	15"	5 1/4"	5 1/2"	12 1/2"
	Overall Dimensions			Base		Mounting Pattern		Drum	

112Y Series

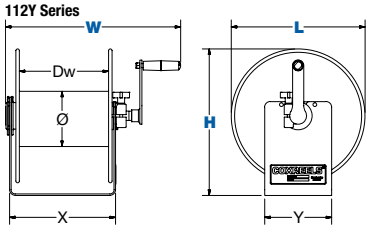

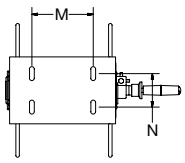

112Y-CM Series

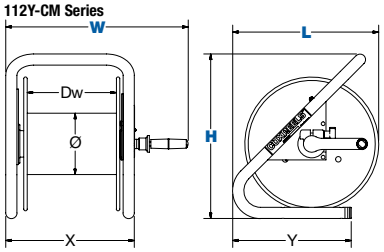

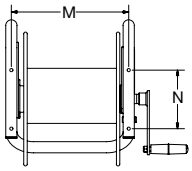

112Y SERIES :: REEL SPECIFICATIONS

OPEN PORT

- Compact and lightweight hand crank reels to store and maintain hose, cord, cable, wire, rope, tape, chain, and more
- Open drum design for no hassle hose wrap
- Open port for easy pass through for any type of hose, cord, or cable
- Hose, cord, or cable not included

DESIGN & STRUCTURE

- Solid, one-piece 10GA steel "U" shaped frame
- Base has holes for temporary or permanent installation
- Adjustable tension brake to prevent "free-wheeling" during operation, transport or storage
- (On 112Y-CM only) Control bar prevents hose, cord or cable from slipping off the discs
- (On 112Y-CM only) High quality one-piece 1" steel tube frame structure
- (On 112Y-CM only) "Caddy Mount" offers convenient portability
- Direct, hand crank rewind

WARNING: Cancer and reproductive Harm – See page 19 for more information – www.P65Warning.ca.gov

ACCESSORIES

OEM FIRE APPARATUS REELS

4-WAY ROLLER BRACKETS

	PART NO.	1125	1175	1185	1275	1600
Top Rewind 4-way enclosed, pinch-proof stainless steel rollers are 1" in diameter supported by powder coated steel brackets. Specify drum width. Weight: 10 lbs. For 1-1/2" in diameter, consult factory.	**15353***	•			•	
	15355* 1275W-C				•	
	15357*		•			
	15369* 24" disc size			•		
	15369-1* 28" disc size			•		
	16901 20" disc size					•
	16902 24" disc size					•
	16903 28" disc size					•
Bottom Rewind 4-way enclosed, pinch-proof stainless steel rollers are 1" in diameter supported by powder coated steel brackets. Specify drum width. Weight: 10 lbs. For 1-1/2" in diameter, consult factory.	**15354***	•			•	
	15037*		•			
	15370-1*			•		
	PART OF THE FRAME					•
4-way Roller 4-way enclosed, pinch-proof stainless steel rollers are 1" in diameter. For 1-1/2" in diameter, consult factory.	CONSULT FACTORY	•	•	•	•	•
Universal Roller 4-Way 4-way enclosed pinch-proof stainless steel rollers are 1" or 1-1/2"in diameter. Mounted on universal bracket with 4 various positions 0°, 30°, 60°, 90°. Made from steel, powder coat black. For 1-1/2" in diameter, consult factory. 	**16930** 20" disc size					•
	16931 24" disc size					•
	16932 28" disc size					•

*Add drum width dimension as the suffix to the part number
EXAMPLE: An 1125-4-200 reel drum width is **12"**. Order part number: 15353-**12**

3 -WAY ROLLER BRACKET

	PART NO.	1125	1175	1185	1275	1600
Top Rewind 3-way open spool roller assembly with 1.5" chrome-plated machined steel spools and 1.5" stainless steel tubing bottom roller and powder coated steel brackets. Specify drum width. Weight: 14 lbs.	**15359***	•			•	
	15360* 24" disc size		•	•		
	15361* 28" disc size			•		
	16907 20" disc size					•
	16908 24" disc size					•
	16909 28" disc size					•
Bottom Rewind 3-way open spool roller assembly with 1.5" chrome-plated machined steel spools and 1.5" stainless steel tubing bottom roller and powder coated steel brackets. Specify drum width. Weight: 14 lbs.	**15362***	•			•	
	15363* 24" disc size		•	•		
	15364* 28" disc size			•		
	16553-dW					•
3-Way Roller 3-way, open spool roller assembly with 1.5" chrome-plated machined steel spools and 1.5" stainless steel tubing bottom roller.	CONSULT FACTORY	•	•	•	•	•
Universal Roller 3-Way 3-way open spool roller assembly with 1.5" chrome-plated machined steel spools and 1.5" stainless steel bottom roller. Mounted on universal bracket with 4 various positions 0°, 30°, 60°, 90°. Made from steel, powder coat black. Mount multiple roller guides for dual direction payout.	**16933** 20" disc size					•
	16934 24" disc size					•
	16935 28" disc size					•

*Add drum width dimension as the suffix to the part number
EXAMPLE: An 1125-4-200 reel drum width is **12"**. Order part number: 15359-**12**

MODEL UPGRADES & ADDITIONS

	PART NO.	100	1125	1175	1185	1275	1600
Spring Loaded Lock Pin The spring-loaded lock pin assembly is designed to lock and secure the reel, even in mobile conditions over rough terrain.	**9077**	•					
	20843		•	•	•	•	•
 **3-Way Pin Lock Kit** 3 Positions - Pin locks reel with heavy duty 3/4" solid steel spin. Disengages for free unwind. Can be used to activate switch for electric rewind.	**16702**						•
Universal Bracket Kit 4 various positions 0°, 30°, 60°, 90° for mounting bevel crank on either side of the reel. Includes removable center guard cap for easy bearing access. Made from powder coated steel.	**16400**						•
Gear Guards Guards beveled gears or chain and sprocket from dirt and foreign matter, while also protecting operator from injury.	**7406**		•				
	7700 24" disc size			•			
	8176-1 24" disc size				•		
	8176-2 28" disc size				•		
	16601-122 20" disc size						•
	16602-138 24" disc size						•
	16602-180 28" disc size						•
Idler Gear Reduce drum speed and increase torque. Available in three sizes; they are factory installed on the motor kits.	**16300-122**						•
	16300-138						•
	16300-180						•
Brawny Reel Upgrade Available for 1125 Series for 3,000 PSI - 10 gauge plates welded into each disc to keep them from bowing. - Prevents deformation and eventual crushing of the drum that can be caused by hose pressure - The center drum has been thickened from 16GA to 14GA.	Prefix model **BX-**		•				
High Temperature Drag Brake For 3/4" models	**7429-1-5**		•				
3 Way Brake A 3-position brake with lock, friction and free spinning positions. Easily clears brackets and guards for gloved-hand operation. In locked position, does not protrude past front of reel.	**16703**						•
Heavy Duty Band Brake Steel band lined with brake friction material. Tension is adjusted with a wing nut or a knob by hand (no tools required) - Increased braking power - Increased brake life - Easier and more precise brake adjustment (control).	**8340**		•	•			
	8302				•		
	8302-1 90° Swivel				•		
	16705						•
Electrical Box & Switch - Installs on any DC electric motor kit - Push button switch mounts to frame or to 3-Way Pin Lock - Works with all guards and accessories.	**16780-12** 12 VDC						•
	16780-24 24 VDC						•
Crank Handle Holster Universal design mounts to either side of the weel with independent mounting holes. Handle inserts horizontally from front for use in tight spaces such as locker cabinets, boxes, and trailer compartments.	**16704**						•
Hose Strain Relief Kit - Allows the hose to be secured against the drum. - The clamp provides a strain relief when the hose is fully extended from the reel. - Allow the hose to be routed between the riser connection and the hose clamp with a proper bend radius.	**HSRK-075** 3/4" Hose		•	•*			
	HSRK-100 1" Hose		•	•			•
	HSRK-100F 1" Forestry Hose		•	•			
	HSRK-150 1 1/2" Hose				•		•

* With reducer (optional cap)

ACCESSORIES

SPEED CONTROLLERS FOR MOTORIZED MODELS

	PART NO.	MOTOR OPTIONS E	EB	ED	EF
Explosion-Proof Stationary Push Button Switch For 12V D.C. applications, must be used with solenoid. Cast 3/4" N.P.T. hub inlet	20882	•			
Vapor Proof Junction Box Includes box cover and gasket, has three 3/4" N.P.T. hubs	20883	•	•	•	•
Sealed Push Button Switch Weather proof, dust-proof momentary contact. To be used with solenoid	20876	•	•	•	•
Solenoid Relay 12V D.C. for activating motor	20877	•		•	
Circuit Breaker 50 amp automatic reset, circuit breaker. A circuit breaker is recommended for all 12V D.C. explosion proof motors	20878	•		•	
Switch Box (Includes #20876, #20877, & #20878 and all parts needed to assemble the entire switch box) - Casing is powder coated crinkle black	8281	•		•	
12 Volt DC Electric Motor Variable Speed Controller	20870	•		•	

SPEED CONTROLLERS FOR MOTORIZED MODELS

	PART NO.	MOTOR OPTIONS E	EB	ED	EF
12 Volt DC Electric Motor Variable Speed Controller On/off push button switch • Relay, 50-amp circuit breaker • Forward/reverse feature	20872	•		•	
12 Volt DC Electric Motor Variable Speed Controller On/off push button switch • Relay, 50-amp circuit breaker	20871	•		•	
Electric Motor Speed Controller For DC motors	20869	•	•	•	•

PORTABLE HOSE REEL CART

	PART NO.	1125	1175
Portable Cart Steel, round handle detaches for compact storage. Steel front legs with rubber feet prevent sliding. High grade ball bearings with hardened cup. 1/2" diameter steel axle. Solid 8" rubber tires. For 8" semi-pneumatic tires order model. Weight: 17 lbs.	PR-1125-6 1125-5-50	•	
	PR-1175-11 1175-6-100		•
	PRP-1175-11 1175-6-100		•
	PR-1175-15 1175-6-150		•
	PRP-1175-15 1175-6-100		•
Carry Handles Easily bolts to "A" frame making the reel portable. 1" tube steel construction. Powder coated crinkle black. Weight: 8 lbs.	PR-1125-HC	•	

CUSTOMIZE YOUR REEL

FROM CONCEPT TO COMPLETION

CUSTOMIZE YOUR REEL WITH COXREELS CUSTOM PRODUCTS:

Our engineering capabilities and manufacturing processes allow us to design and build top quality products for any conceivable application where reels are needed.

- **Customize fluid paths/axles or create custom brackets, mounts, and accessories.**
- **Integrate with your specific hardware, systems, or devices.**
- **Modify drums, add divider disks, manipulate openings, or integrate hose handling devices.**
- **Combine features of various reel model lines, creating your own hybrid reel.**
- **Create custom retraction systems.**
- **Increase temperature and pressure capabilities, or multiply fluid paths.**
- **Unlimited customization possibilities!**

POWDER COAT OPTIONS*

3 digit suffix for spring driven or 4 digit suffix for hand crank and motorized models.

-BXX or -BXXX
Blue

-RXX or -RXXX
Red

-GXX or -GXXX
Gray

-NXX or -NXXX
Green

-KXX or -KXXX
Gloss Black

-CXX or -CXXX
Crinkle Black

-WXX or -WXXX
White

*Minimum quantity & or dollar amount may apply

POPULAR OPTIONS TO CUSTOMIZE YOUR REEL

To add any of these options to your reel simply suffix the option number after the model number. Consult factory for more options.

for SPRING DRIVEN REELS

"-BVX" ... Change to Viton® seals
"-BAX" ... Change to stainless steel fluid path & nitrile seals
"-BBX" ... Change to stainless steel fuild path & Viton® seals
"-BWX" .. Change to stainless steel swivel with food grade seals & non-toxic grease
"-BXB" ... Add bend restrictor to hose
"-BXC" ... Add Constant Tension (No latching mechanism)

To order a P-LP-350 with a bend restrictor simply suffix the option model number on the reel model number

Example: P-LP-350-**BXB**

for HAND CRANK & MOTOR DRIVEN REELS

"-BVXX" ...Change to Viton® seals
"-BAXX" ...Change to stainless steel fluid path & nitrile seals
"-BBXX" ...Change to stainless steel fuild path & Viton® seals
"-BDXX" ...Change to stainless steel swivel with food grade seals & non-toxic grease
"-BXCX" ...Top 4-way rollerbracket

HOW TO ORDER

The size, length and type of hose to be handled are primary factors in selecting the proper reel for your job. The following points should be considered:

1. HOSE I.D., O.D. & LENGTH

When space permits, select a reel with greater hose capacity than you require. This allows you to rewind the hose with less care and keeps the hose well protected within the disc dimension, even if the hose is not wound in uniform coils. (See hose selection chart below)

2. SIZE & TYPE OF SWIVEL JOINT & SEAL FOR INLET & OUTLET

In selecting your reel, please note the size of your hose versus the inlet and outlet sizes. Reducing your fitting & hose size will allow for more hose capacity. Please refer to the o-ring seal compatibility chart on page 50 for special application requirements.

3. RETRACTION METHOD & PROPER USE

Choose from Spring Driven, Hand Crank or Motor Driven retraction.

SPRING DRIVEN: Automatic rewind requiring no power source. Operator is to guide the hose or cord as it self-retracts and wraps around the drum. **For models to be mounted 15 feet above the floor, consult factory & specify on P.O.'s for proper spring retraction motor.**

HAND CRANK: Operator must manually crank the reel and guide the hose or cord evenly as it wraps around the drum to reach full capacity.

MOTOR DRIVEN: Requires a power source to operate in AC, DC, Air or Hydraulic power. On/Off switches and speed controllers are available to help control retraction speed. You must guide the hose or cord efficiently back on the reel to reach full capacity.

4. MOUNTING POSITION

Determine which mounting position you require. All reels are shipped in the floor-ceiling mount (FM) position with the exception of the "T," "EN," and "SD" Series, which are shipped in the wall-truck mount (WM) position. See diagram to the right for the "SP & DP" Series as well.

5. CHOOSE TYPE OF HOSE

Consider temperature, product type, and pressure required (PSI).

Always use good quality hose rated for the service and operating pressure required. Poor quality hose tends to expand and contract under pressure surges. When this happens, hose remaining on the reel may bind and become difficult to handle. In extreme cases, poor quality hose may expand under pressure to the extent that the reel becomes distorted and inoperable.

6. ADDITIONAL OPTIONS

Customize your reel to meet your exact requirements. Once you select your reel type, consider the different add-on features such as roller brackets, special mounting brackets, carry handles or a cart for portability. See the options available indicated on each page.

E-MAIL INFORMATION

If you would like more information, feel free to e-mail us concerning your order or general questions you may have.

For general info or questions:	For technical assistance:
info@coxreels.com	techassist@coxreels.com

HOSE SELECTION

The drawing below shows two reels with different shapes and dimensions but with identical hose capacity. In most cases, more than one reel will handle the size and length of hose you need, so you can specify a reel to fit your space requirements.

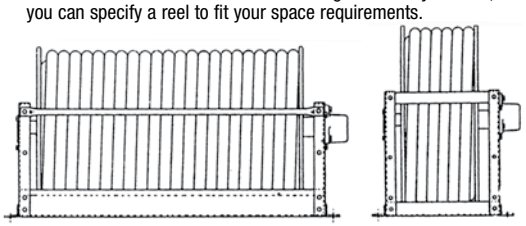

See Page 50 For Hose Assemblies & Component Parts

BASIC INFORMATION

The Diagram Below Indicates The Basic Information Which Should Be Determined Before Ordering.

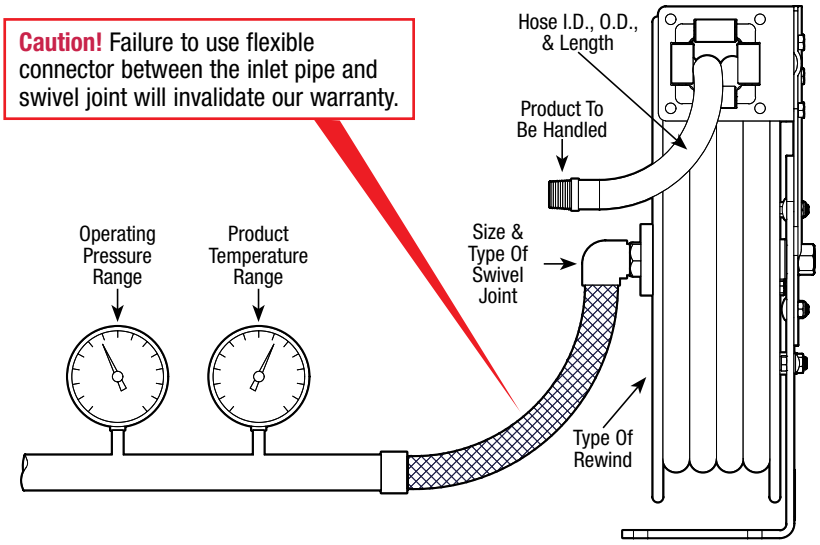

MOUNTING POSITIONS

The Diagrams Below Indicate The Mounting Positions Which Should Be Determined Before Ordering.

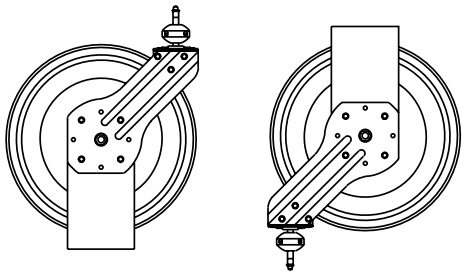

"FM" Floor-Ceiling Mount

All reels are shipped in this position unless specified with the exception of the T, EN, SD, SP & DP Series

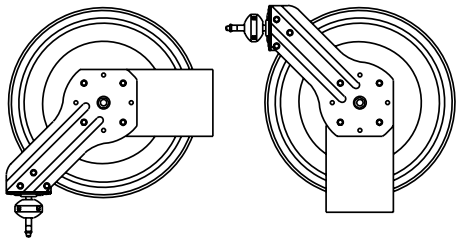

"WM" Wall-Truck Mount

EZ-T, EZ-EN & EZ-SD Series are shipped in this position unless specified

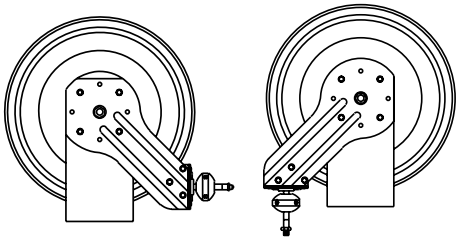

"BM" Bottom-Truck Mount

"DM" Down Mount

2 YEAR WARRANTY

Products manufactured by Coxreels are warranted for a period of two years from the date of sale to original purchaser. If within such warranty period any such equipment is proved, to Coxreels' satisfaction, to be defective, Coxreels shall be liable for the repair or, at Coxreels' option, replacement when the product is returned, freight prepaid, to Coxreels' plant or a Coxreels' service dealer. Coxreels' obligation hereunder shall be confined to such repair or replacement and shall be further conditioned upon Coxreels receiving written notice of any alleged defect within ten days after its discovery. Coxreels assumes no responsibility for improper choice of models or where products are used in excess of rated capacities and design functions, or under abnormal conditions. We make available a free engineering service to help with any product selection, application or problem.

Warranty is void if the product or any part thereof has been tampered with, altered, or repaired by other than authorized service personnel. Coxreels' responsibility ceases upon delivery to any common carrier, and we do not, unless previously instructed, insure shipments beyond point of delivery to such carrier. Any products, components or accessories that are not manufactured by Coxreels and are supplied by other manufacturers are subject to their respective guarantees or warranties. Certain products will carry their own warranties. Equipment specially built to customers' specifications and requirements is not subject to cancellation nor returnable for credit under any condition. We reserve the right to modify or alter materials, dimensions, design and construction, when necessary, to improve performance.

STATEMENT OF HOSE APPLICATIONS

Coxreels does not manufacture any hose. All hose supplied by Coxreels is selected from reliable commercial sources and is recommended for application on the basis of data supplied by the manufacturer. Coxreels assumes no responsibility for any other application or use. Hose supplied by Coxreels carries the warranty as listed by the manufacturer (90 days).

TERMS

- Net 30 days on approved credit
- Minimum billing $25.00
- Service charge 11/2% on past due accounts

FREIGHT

- F.O.B. Factory
- Our responsibility ceases upon delivery to common carrier. Consignee must file claim for shortage and damaged freight with the carrier.

DELIVERY

- Most standard items are shipped in five - ten business days or less. Consult customer service for availability.

RETURN POLICY

- No material will be accepted for return without written authorization by the factory, and a return goods authorization number assigned. Materials must be returned prepaid. A 20% restocking fee and a $5.00 repacking charge normally applies. No material will be accepted for a credit after one year from the date of purchase. Custom products and special orders are not returnable.

Coxreels' Customer Service - 1.800.269.7335

Call and request a Returned Merchandise Authorization# (RMA #). Warranty claims must be made by authorized Coxreels distributors. Be prepared to give the following information: product model number, serial number and purchase invoice number.

- Replacement parts ordered will be invoiced to your account.
- Once given an RMA #, you must write it on all boxes and paperwork. Coxreels will not accept your return without an RMA #.
- Upon receiving the return, if it is determined to be covered under warranty, a credit memo will be issued and mailed to you for your records.

SAFETY FIRST

PLEASE REVIEW ALL SAFETY INFORMATION BEFORE CHOOSING AND USING ALL EQUIPMENT

SERIOUS INJURY, DEATH AND DESTRUCTION OF PROPERTY can result from improper selection or improper use of products described in this catalog. Since COXREELS has no control over the number and variety of applications for which its products may be purchased or the conditions under which they may be used, COXREELS liability on any claim, whether in contract, tort (including negligence), or otherwise, for any loss or damage shall in no case exceed the price paid for product or any part thereof which give rise to claim. However, the general information contained herein shall allow the customer to select and assume all responsibility for product acceptability and fitness for specific applications. As always, COXREELS technical assistance and support is available for your convenience.

WARNING - USER RESPONSIBILITIES

The customer, installer, and end users shall, through analysis and testing, assume sole **responsibility in making the final selection of reels and accessories.** Furthermore, these parties shall hold COXREELS harmless for all liability, claims, suits, and expenses incurred. These parties shall ensure training, performance, endurance, routine inspections, maintenance, safety precautions and warnings regarding the application are enforced at all times. COXREELS is not responsible for use of products in excess of rated and recommended capacities, design functions, or abnormal conditions.

CAUTION - PROPER SELECTION OF ACCESSORIES

Coxreels offers a wide variety of accessory items and optional features for its reels. It is the sole responsibility of the customer, installer, and end users to **ensure that the proper items and features have been selected** to fit the application. Consult with Coxreels technical support for available accessories and optional features which will help you to keep your product safe in its environment. These items may include mounting brackets, guards, guides, and electrical components.

WARNING - FOLLOW INSTRUCTIONS

The customer, installer, and end users shall ensure that all potential users of these products receive **continual training** and access to all relevant **product manuals and safety instructions**. This information should be thoroughly reviewed prior to installation, stored and reviewed continually during use of the product. Coxreels assumes no responsibility for fitness of installation and continued use in specific applications. Any overhead installations should be such that the reel is not supported solely by bolts under tension. A safety chain or cable is necessary to eliminate potential for damage or personal injury.

IMPORTANT - FOLLOW GOOD MAINTENANCE PRACTICES

When receiving your products, **establish a program** for inspection, testing, and periodic replacement of worn items depending on factors such as; severity of application, frequency of equipment use, and past performance indicators. Use **only properly trained** persons to perform these duties. Update training periodically. **Document** the maintenance, inspections, and testing of products. **Never allow** an improperly functioning reel or accessory product to be put into use.

Documented inspections shall include in part, pressurized units, swivel joints, hose, hose fittings, cable, mounting hardware, roller guides and any such moving parts. Never allow the use of hoses or cables other than what is intended in the design of the reel. Changes in diameter, weight, length, or flexibility can affect the function and may cause damage or personal injury. Consult specific product manuals, or factory, with any questions regarding proper maintenance practices.

The use of any replacement components other than those provided by Coxreels is prohibited. Coxreels shall be held harmless from any improper selection of such components which may affect function and overall safety of the product.

NOTE: All designs, specifications, and dimensional data contained in this book are subject to change without notice. No additional warranties, express or implied, including warranties of merchantability for fitness for a particular purpose, are created by the descriptions and depictions of the products on in this book.

PROP 65

In compliance of California's Proposition 65, Coxreels will be applying warning labels to all applicable products with regard to chemicals known to the state of California to cause cancer or reproductive harm.

All reels will carry the following warning.

Parts and components will carry warning labels relative to the respective materials used.

For more information see
http://www.coxreels.com/prop65.html

WARNING

This product can expose you to chemicals including nickel, which are known to the State of California to cause cancer, and chemicals including chromium, which are known to the State of California to cause birth defects or other reproductive harm.

For more information: www.P65Warnings.ca.gov/product

COXREELS®

INDUSTRY CATALOGS



PRODUCT CATALOGS



CORPORATE HEADQUARTERS:
Tempe, Arizona USA
Phone: 480.820.6396 Fax: 480.820.5132
Toll Free: 800.COX.REEL Toll Free Fax: 800.229.REEL
www.coxreels.com info@coxreels.com

100% PURE COXREELS QUALITY

INTERNATIONAL:
EUROPE / MIDDLE EAST / AFRICA
Phone: +44 (0) 1536 464 990
Fax: +44 (0) 1536 464 999
www.crireels.com sales@crireels.com

CATALOG: LT-CFAC22

OEM FIRE APPARATUS REELS CATALOG