

# SIDE MOUNT WELDING HOSE REELS FOR CABINET MOUNT & WITH GUIDE ARM

# SW & SGW SERIES

1/4" I.D.

**COXREELS®** SW Series "Side Mount" spring driven welding hose reels for cabinet mount & SGW Series spring driven welding hose reels with a multi-position guide arm, are compact, versatile and unique in the way they mount and operate. Ideal for tight spaces, the versatile SW Series and SGW Series, for oxy-acetylene and T Grade gas welding hose, feature a simple two-bolt mounting pattern for easy installation and detachment on any vertical flat surface. Common applications include service vehicles, tool benches, vertical walls and beams, vehicle lift systems, machine tools and more.

## SW SERIES


\*The table below only shows "Mount Right" models. To order "Mount Left" models replace "R" with "L".  
EXAMPLE: Change the **SR17W-150** to **SL17W-150** Do not exceed listed hose O.D. to obtain maximum length.

HOSE					LESS HOSE		SIZE INDEX
MODEL	I.D.	FT.	PSI	APRX. LBS.	MODEL	APRX. LBS.	
<b>OXYGEN-ACETYLENE</b> Oxy-Acetylene is twin-siemese type meeting R.M.A. and C.G.A. type V.D. grade R specifications. Use of other types of hose is not recommended.							
<b>SR17W-150</b>	1/4"	50	200	38	<b>SR17WL-150</b>	26	<b>1</b>
<b>SR19W-175</b>	1/4"	75	200	53	<b>SR19WL-175</b>	36	<b>2</b>
<b>OTHER FUELS</b> Reels with "T Grade" hoses are used for a wide variety of gases, such as MAPP, propane, natural and fuel.							
<b>SR17WT-150</b>	1/4"	50	200	38	<b>SR17WTL-150</b>	26	<b>1</b>
<b>SR19WT-175</b>	1/4"	75	200	53	<b>SR19WTL-175</b>	36	<b>2</b>

Less hose SW Series models comes with inlet hose

## SGW SERIES

Do not exceed listed hose O.D. to obtain maximum length.

HOSE						LESS HOSE		SIZE INDEX
MODEL	I.D.	FT.	PSI	APRX. LBS.		MODEL	APRX. LBS.	
<b>OXYGEN-ACETYLENE</b> Oxy-Acetylene is twin-Siemese type meeting R.M.A. and C.G.A. type V.D. grade R specifications. Use of other types of hose is not recommended.								
<b>SG17W-150</b>	1/4"	50	200	59	<b>EZ-SG17W-150</b>	<b>SG17WL-150</b>	47	<b>3</b>
<b>SG19W-175</b>	1/4"	75	200	77	<b>EZ-SG19W-175</b>	<b>SG19WL-175</b>	60	<b>4</b>
<b>OTHER FUELS</b> Reels with "T Grade" hoses are used for a wide variety of gases, such as MAPP, propane, natural and fuel.								
<b>SG17WT-150</b>	1/4"	50	200	59	<b>EZ-SG17WT-150</b>	<b>SG17WTL-150</b>	47	<b>3</b>
<b>SG19WT-175</b>	1/4"	75	200	77	<b>EZ-SG19WT-175</b>	<b>SG19WTL-175</b>	60	<b>4</b>

To order **EZ-Coil®** equipped models less hose, please add prefix "EZ-". Less hose SGW Series models comes with inlet hose

## REEL DIMENSIONS

Technical Data Sheets Available On Website

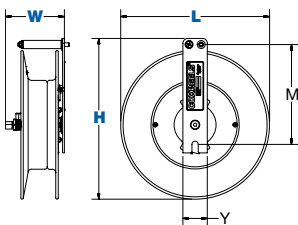
SIZE INDEX	W	H	L	Y	M
<b>1</b>	7 7/8"	18 1/4"	17"	2 1/2"	13"
<b>2</b>	9 1/2"	20 7/8"	19 1/2"	2 1/2"	14 1/4"
<b>3</b>	8 7/8"	19 1/2"	17"	2 1/2"	18"
<b>4</b>	10 1/2"	22"	19 1/2"	2 1/2"	20 1/2"

Overall Dimensions

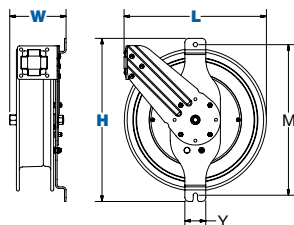
Base

Mounting Pattern


SW Series



SGW Series



SW Series



Reel Orientation:  
Right Mount is shown with  
mounting base on the right  
side & hose payout from  
the top of the reel

EZ-SGW Series

## SW & SGW SERIES :: REEL SPECIFICATIONS

### SWIVEL

- External fluid path with 90° full-flow dual ported brass swivel offering both connections from the same side of the reel
- Swivel Seals: VITON®

### DESIGN & STRUCTURE

- Side mount design for vertical flat surface, cabinet or enclosed space mounts
- 2-bolt mounting pattern easily mounts & detaches for temporary or permanent installation
- Solid one piece, heavy gauge steel arm base for maximum stability
- 1" solid steel axle & lubricated precision bearings for smooth rotation
- (On SW Models only) Hose control bar prevents hose from slipping off the discs
- (On SGW Models only) Adjustable 6 position guide arm & roller assembly provide maximum hose control

### RETRACTION

- Controlled retraction speed up to 80% slower on **EZ-COIL** models :: See page 7 for details
- Enclosed factory tuned & matched cartridge-style spring motor
- Non corrosive stainless steel spring, pawl & zinc plated ratchet
- Multi-position lock ratchet mechanism secures hose at desired length.
- Non-locking, less ratchet option available (add suffix **-BXC**)

### SIGNATURE FEATURES

- Professional grade heavy duty steel construction
- Durable proprietary CPC™ powder coat process
- Rolled edges & ribbed discs provide strength & safety
- Leading 2-year manufacturer's limited warranty
- Made in the U.S.A. - Sold & Supported Worldwide

### POSSIBLE FIELDS OF APPLICATION

- Manufacturing Plants
- Maintenance, Repair & Operations
- Welding / Service Trucks
- Welding Shops
- Garage Settings
- Automotive & Fleet Maintenance
- Pipelines
- Mining, Construction & Railroad Operations

### ACCESSORIZE YOUR REEL :: PG 52

- O-Rings & Swivels
- Hoses
- Assorted Reel Accessories

