

**COXREELS® 100WCL Series** compact hand crank cable reels are versatile and ideal for electrode and grounding lead applications. Save time and effort while increasing the safety of your work environment. The sturdy "U" shaped frame and all steel construction make this one tough little reel.

## 100WCL SERIES - ALL REELS SUPPLIED LESS CABLE

| LESS CABLE  |       |     |            | SIZE INDEX |
|-------------|-------|-----|------------|------------|
| MODEL       | GAUGE | FT  | APRX. LBS. |            |
| 112WCL-6-20 | #2/0  | 100 | 19         | 1          |
| 112WCL-6-10 | #1/0  | 100 | 19         | 1          |
| 112WCL-6-01 | #1    | 150 | 19         | 1          |
| 112WCL-6-02 | #2    | 165 | 19         | 1          |

**COXREELS® 1125WCL Series** hand crank or motorized "Welding Cable" reels are great for grounding cable. Save time and effort as you extend the life of your expensive welding cable investment. All electrical components are set inside the drum offering a special narrow width. A stacking bracket is available to create a lead/ground combination in one organized unit.

## 1125WCL SERIES - ALL REELS SUPPLIED LESS CABLE

| LESS CABLE   |                       |      |      |      | SIZE INDEX |            |
|--------------|-----------------------|------|------|------|------------|------------|
| MODEL        | CABLE TYPE & CAPACITY |      |      |      |            | APRX. LBS. |
|              | #2                    | #1   | #1/0 | #2/0 |            |            |
| 1125WCL-6-X  | 300'                  | 250' | 200' | 150' | 2          |            |
| 1125WCL-12-X | 600'                  | 500' | 400' | 300' | 3          |            |

### - SUFFIX "X" OPTIONS

When ordering, substitute the "X" with selection below. NOTE: Add 5 lbs to ship weight if reel is crated.

| SUFFIX | TYPE                  | DESCRIPTION                             | ADD ON APRX. LBS |
|--------|-----------------------|---|------------------|
| A      | AIR - 4 VANE          | ALUMINUM BODY AIR MOTOR                 | 8                |
| C      | FRONT HAND CRANK      | BEVEL GEARED CRANK                      | 3                |
| ED     | 12 V DC, 1/2 HP EXP.  | EXPLOSION PROOF, REVERSIBLE             | 26               |
| EB     | 24 V DC, 1/2 HP EXP.  | EXPLOSION PROOF, REVERSIBLE             | 26               |
| EA     | 115 V AC, 1/2 HP EXP. | EXPLOSION PROOF REVERSIBLE AC RECTIFIED | 26               |
| H      | HYDRAULIC             | END PORTED 9/16-18 UNF                  | 6                |

## REEL DIMENSIONS Technical Data Sheets Available On Website

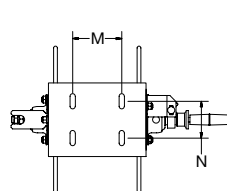
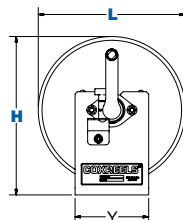
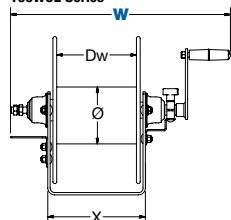
| SIZE INDEX | W       |         |            | H       |         | L       | X       | Y       |       | Ø      | Dw     |
|------------|---------|---------|------------|---------|---------|---------|---------|---------|-------|--------|--------|
|            | CRANK   | ELEC.   | AIR / HYD. | CRANK   | ELEC.   |         |         | CRANK   | ELEC. |        |        |
| 1          | 18"     | -       | -          | 13"     | -       | 12"     | 8"      | 6"      | -     | 5-1/2" | 6-1/2" |
| 2          | 18 3/4" | 19 7/8" | 17 1/4"    | 18 1/2" | 19 1/8" | 17 1/2" | 11 3/8" | 15 3/8" | 16"   | 8-1/2" | 6"     |
| 3          | 24 3/4" | 25 7/8" | 23 1/4"    | 18 1/2" | 19 1/8" | 17 1/2" | 17 3/8" | 15 3/8" | 16"   | 8-1/2" | 12"    |

Overall Dimensions

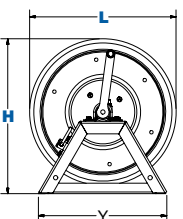
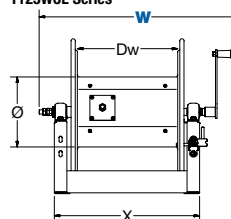
Base

Drum

100WCL Series



1125WCL Series



1125WCL Series

100WCL Series

## 100WCL & 1125WCL SERIES :: REEL SPECIFICATIONS

### 100WCL & 1125WCL SLIP-RING

- Drum-located slip ring assembly for simple routine maintenance
- Electrical current runs through a 450 AMP rated slip ring

### 100WCL DESIGN & STRUCTURE

- Solid one piece, heavy gauge steel "U" shaped frame with open drum design
- Bronze self-lubricated spherical bearings at each end designed for heavy duty applications
- Adjustable tension brake to prevent "free-wheeling" during operation, transport or storage

### 100WCL RETRACTION

- Direct hand crank rewind

### 1125WCL DESIGN & STRUCTURE

- Designed for electrode & grounding lead applications
- All welded steel "A" frame construction
- Narrow width for convenient installation in restricted spaces
- Permanently lubricated self-aligning pillow block bearings for trouble-free & smooth rotation
- Adjustable tension brake to prevent "free-wheeling" during operation
- Long-handled locking pin to secure reel from rotation during transport or storage

### 1125WCL RETRACTION

- Reliable direct gear drive on motor driven models
- Solid steel direct hand crank with smooth round handle
- See Motor Options Chart

## SIGNATURE FEATURES

- Professional grade heavy duty steel construction
- Durable proprietary CPC™ powder coat process
- Rolled edges & ribbed discs provide strength & safety
- Leading 2-year manufacturer's limited warranty
- Made in the U.S.A. - Sold & Supported Worldwide

## POSSIBLE FIELDS OF APPLICATION

- Manufacturing Plants
- Maintenance, Repair & Operations
- Welding / Service Trucks
- Welding Shops
- Pipelines
- Mining, Construction & Railroad Operations
- Marine/Ship Building/Offshore

## ACCESSORIZE YOUR REEL :: PG 52

- Stacking Brackets
- Assorted Reel Accessories
- Roller Bracket